

RESOLUTION NO. 2712

A RESOLUTION of the Port Commission of the Port of Seattle
modifying certain rates, rules and regulations
in SEA-TAC INTERNATIONAL AIRPORT SCHEDULE OF
RULES, REGULATIONS, AND CHARGES NO. 3

BE IT RESOLVED BY THE Port Commission of the Port of Seattle
as follows:

SECTION 1. The Port of Seattle does hereby establish and adopt
rules, regulations and charges shown in:





Sea-Tac International Airport Schedule of Rules, Regulations
Charges No. 3

Thirteenth Revised Page No. 19

copy of which is hereby annexed and made a part of the Resolution, said rules,
regulations and charges to take effect as soon as possible.

SECTION 2. All rules, regulations and charges conflicting with
the provisions of the above-listed page in Sea-Tac International Airport
Schedule of Rules, Regulations, and Charges No. 3 are hereby repealed.

ADOPTED by the Port Commission of the Port of Seattle this
10th day of January, 1978, duly authenticated in open session
by the signature of the Commissioners voting in favor thereof and the Seal
of the Commission duly affixed.

SECTION 9
SCHEDULE OF CHARGES

THE FOLLOWING CHARGES WILL APPLY TO FIRMS OR INDIVIDUALS NOT HAVING LEASE AGREEMENTS COVERING LANDING CHARGES WITH THE PORT OF SEATTLE, AND ARE PAYABLE UPON DEPARTURE OF THE AIRCRAFT CONCERNED: EXCEPT, FIRMS OR INDIVIDUALS WHO ARE REQUIRED TO LAND AT THE AIRPORT FOR INTERNATIONAL ENTRY OR CLEARANCE PURPOSES, WHEN SUCH USE OF THE AIRPORT DOES NOT INVOLVE THE TAKING ON OR DISCHARGING OF PASSENGERS OR CARGO OR OTHER COMMERCIAL OPERATIONS, SHALL BE EXEMPT FROM SAID LANDING CHARGES.

SCHEDULE OF LANDING CHARGES

<u>MAXIMUM GROSS LANDING WEIGHT</u>	<u>PER LANDING</u>
7,501 - 10,000 LBS.	\$12.50
10,001 - 15,000 LBS.	\$15.00
OVER 15,000 LBS.	▲ \$1.30 PER 1,000 LBS.

MAXIMUM GROSS LANDING WEIGHT SHALL MEAN THE MAXIMUM GROSS WEIGHT WHICH AN AIRCRAFT MAY LAWFULLY HAVE, AT THE TIME OF LANDING AT ANY AIRPORT IN THE UNITED STATES (UNDER THE MOST FAVORABLE CONDITIONS WHICH MAY EXIST AT SUCH AIRPORT AND WITHOUT REGARD TO SPECIAL LIMITING FACTORS ARISING OUT OF THE PARTICULAR TIME, PLACE, OR CIRCUMSTANCES OF THE PARTICULAR LANDING, SUCH AS RUNWAY LENGTH, AIR TEMPERATURE OR THE LIKE). IF SUCH MAXIMUM GROSS WEIGHT IS NOT FIXED BY OR PURSUANT TO LAW, THE DIRECTOR OF AVIATION IS AUTHORIZED TO ESTABLISH A RATE FOR THE SPECIFIC TYPE OF AIRCRAFT BY KNOWN FACTORS AND A REASONABLE INTERPRETATION.

SURCHARGE

IN ORDER TO EFFECT A FAIR AND EQUITABLE DISTRIBUTION TO ALL USERS OF THE AIRFIELD OF THE COST OF PROVIDING A SEASONAL FOG SEEDING PROGRAM, THERE SHALL BE ADDED TO THE LANDING CHARGES NAMED ABOVE A SURCHARGE OF \$0.04 PER 1,000 MAXIMUM GROSS LANDING WEIGHT, TO BE IN EFFECT FROM OCTOBER 1 EACH YEAR THROUGH FEBRUARY 28 OF THE FOLLOWING YEAR.

SCHEDULE OF PARKING CHARGES

TEN PERCENT (10%) OF THE LANDING CHARGE
PER DAY OR EIGHT (8) HOURS THEREOF, OR
\$3.00, WHICHEVER IS GREATER.

PARKED AIRCRAFT WHICH ARE SUBJECT TO A LANDING CHARGE PER THE ABOVE SCHEDULE SHALL NOT BE CHARGED ADDITIONALLY FOR PARKING FOR THE FIRST 8 HOURS. THE PORT OF SEATTLE ASSUMES NO LIABILITY FOR TIE-DOWN OR GUARDING OF PARKED AIRCRAFT.

▲ CHANGE

ADOPTED BY THE PORT OF SEATTLE COMMISSION

EFFECTIVE JANUARY 1, 1978

CORRECTION NO. 55