

RESOLUTION NO. 2655

A RESOLUTION of the Port Commission of the Port of Seattle
modifying certain rates, rules, and regulations
in Seattle Terminals Tariff No. 2-F, F.M.C.-T No. 3

BE IT RESOLVED by the Port Commission of the Port of Seattle, as
follows:

SECTION 1. The Port of Seattle does hereby establish and adopt
rules, regulations, and charges shown in:


Seattle Terminals Tariff No. 2-F, F.M.C.-T No. 3
4th Revised Page No. 5, Item No. 10010
7th Revised Page No. 13-A, Item No. 20100
6th Revised Page No. 16, Item No. 20150
5th Revised Page No. 20, Item No. 30080
14th Revised Page No. 21, Item No. 30090
10th Revised Page No. 29, Item No. 30580
8th Revised Page No. 35, Item No. 40050
3rd Revised Page No. 41, Item No. 50050
12th Revised Page No. 46, Item No. 70030
9th Revised Page No. 51, Item No. 90000

copies of which are hereby annexed and made a part of this Resolution, said
rules, regulations and charges to take effect on the date thereon.

SECTION 2. All rules, regulations, and charges conflicting with
the provisions of the above-listed pages in Seattle Terminals Tariff No.
2-F, F.M.C.-T No. 3, are hereby repealed.

SECTION 3. That the Traffic Manager be and is hereby directed
to file said schedules with the Federal Maritime Commission.

ADOPTED by the Port Commission of the Port of Seattle this 23rd
day of November, 1976, and duly authenticated in open session by
the signatures of the Commissioners voting in favor thereof and the Seal of
the Commission duly affixed.


Port Commissioners

SECTION 1

GENERAL APPLICATION OF TARIFF AND GENERAL DEFINITIONS

ITEM NO.

THIS TARIFF IS PUBLISHED AND FILED AS REQUIRED BY LAW AND IS, THEREFORE, NOTICE THAT THE RATES, CHARGES, RULES, TERMS, REGULATIONS, AND DEFINITIONS APPLY TO ALL TRAFFIC AND CARGO WITHOUT SPECIFIC NOTICE, QUOTATION, OR ARRANGEMENT.

10000

CONDITIONS FOR CONDUCTING ANY BUSINESS ON PORT OF SEATTLE PROPERTIES IS SUBJECT TO SPECIFIC AUTHORIZATION BY MANAGER OF MARINE TERMINALS AND MAY INCLUDE PROVISIONS TO PROTECT PUBLIC SAFETY, SECURITY, ENVIRONMENT AND HEALTH. IT IS INCUMBENT UPON PERSONS CONDUCTING BUSINESS ON PORT OF SEATTLE PROPERTIES TO FULLY COMPLY WITH PROVISIONS OF APPLICABLE FEDERAL, STATE, LOCAL AND PORT STATUTES AND/OR REGULATIONS.

NOTICES

To

PUBLIC

THE USE OF WHARVES, FACILITIES, OR SERVICES SHALL BE DEEMED COMPLETE ACCEPTANCE OF THIS TARIFF AND THE TERMS AND CONDITIONS NAMED HEREIN.

CARGO IS RECEIVED FOR SHIPMENT WHEN DOCK RECEIPT OR OTHER DOCUMENT APPROVED OR ISSUED BY THE VESSEL HAS BEEN ACCOMPLISHED. CARGO IS DELIVERED WHEN DELIVERY ORDER OR OTHER DOCUMENT APPROVED BY THE VESSEL HAS BEEN ACCOMPLISHED. CARGO RECEIVED IN OR ON THE TERMINAL AWAITING DELIVERY TO VESSEL OR INLAND CARRIER IS IN TRANSIT UNTIL OTHER SPECIFIC ARRANGEMENTS FOR ITS CARE AND CUSTODY ARE MADE BY THE CARGO OWNER AND VESSEL OR INLAND CARRIER WITH THE TERMINAL. NOTWITHSTANDING TERMS OF SALE AND OTHER CONSIDERATIONS OR AGREEMENTS, CARGO IN TRANSIT IN OR ON THE TERMINAL IS UNDER CONTROL OF THE VESSEL INVOLVED AND SUBJECT TO THE FULL FORCE AND TERMS OF ITS BILL OF LADING OR CONTRACT OF AFFREIGHTMENT ISSUED OR TO BE ISSUED UNTIL LOADED ON BOARD, RELEASED BY ACCOMPLISHMENT OF DELIVERY OR RELEASED TO AND ACCEPTED BY THE TERMINAL FOR OTHER CUSTODY.

REQUESTS OR COMPLAINTS ON MATTERS CONTAINED MAY BE DIRECTED TO THE EXECUTIVE SECRETARY, NORTHWEST MARINE TERMINALS ASSOCIATION, INC., P. O. BOX 20394, PORTLAND, OREGON 97220.

THE RATES, RULES, AND REGULATIONS OR SUPPLEMENTS THERETO SHALL APPLY ON ALL CARGO RECEIVED AT TERMINALS ON OR AFTER EFFECTIVE DATE OF THIS TARIFF OR EFFECTIVE DATES OF SUPPLEMENTS THERETO, PROVIDED, HOWEVER, THAT WHEN TERMINAL CHARGES HAVE BEEN PREPAID AT POINT OF ORIGIN, AT THE TARIFF RATES IN EFFECT ON DATE OF SHIPPING, SUCH RATES SHALL PREVAIL EVEN THOUGH THE SHIPMENT IS RECEIVED *** AFTER EFFECTIVE DATE OF THE NEW TARIFF OR SUPPLEMENTS.

10010

TARIFF
EFFECTIVE

MEANS CARGO SECURED TO PALLET OR SKIDS, WHEN THE INDIVIDUAL COMPONENT SHIPPING PACKAGES ARE Banded OR OTHERWISE SECURELY HELD TOGETHER TO FORM A SINGLE UNIT THAT HAS BEEN PREPARED BY THE SHIPPER AND WHICH CAN BE HANDLED WITH MECHANICAL FORK-LIFT EQUIPMENT AS ONE UNIT.

10020
UNITIZED
CARGO
DEFINED

MEANS SPECIALLY CONSTRUCTED STEEL OVERSIZE CARGO PLATFORMS OWNED OR CONTROLLED BY VESSELS WITH FORK POCKETS AND SUITABLE FOR MECHANICAL HANDLING.

10030
WHALEBACKS
DEFINED

ISSUED: NOVEMBER 23, 1976 (2655)

EFFECTIVE: JANUARY 1, 1977

ISSUED BY DAVID C. HARRINGTON, AGENT, PORT OF SEATTLE, P.O. BOX 1209, SEATTLE, WASHINGTON 98111

CORRECTION NO.

RECEIVED
NOV 23 1976
F.M.C. - TARIFF

CONDITIONS AND CHARGES FOR MISCELLANEOUS SERVICES		ITEM NO.
DESCRIPTION	RATE PER HOUR (EXCEPT AS NOTED)	
CHASSIS, CONTAINER, 20' OR 40'	② \$ 7.50 PER DAY †	
CRANES		20100
MOBILE, WHEEL MOUNTED, 50,000 LBS. CAPACITY	\$45.00	†
GANTRY, TRAVELING, UP TO 80,000 LBS. CAPACITY	\$50.00	
GANTRY, TRAVELING, OVER 80,000 LBS. CAPACITY	\$55.00	
CRANES, FULLY AUTOMATED WITH TOP LIFT BEAMS		
GANTRY TYPE, OVER 80,000 LBS. CAPACITY, 20' BEAM	\$55.00	
BRIDGE TYPE, 20' THRU 40' BEAMS	\$190.00	
EQUIPMENT PERFORMING A SPECIFIC CUSTOMIZED SERVICE NOT OTHERWISE PROVIDED IN NORMAL PORT ACTIVITIES	①	
MAGNETS, ELECTRIC, SUBJECT TO MINIMUM RENTAL OF \$50.00 EACH OPERATION	\$25.00	EQUIPMENT
MOBILE CAR SPOTTER (TRACKMOBILE)	\$25.00	RENTAL
STRADDLE CARRIERS, FULLY AUTOMATED WITH TOP LIFT BEAM		
44,800 LBS. CAPACITY, 20' BEAM	\$50.00	
50,000 LBS. CAPACITY, AND ABOVE, 20' THRU 40' BEAMS	\$60.00	
SWEEPERS, DOCK	\$25.00	
TRACTORS, SMALL DOCK (JITNEY)	\$ 5.00	
TRACTORS, HEAVY DUTY DOCK (CAR PUSHERS)	\$ 7.00	
TRUCKS, LIFT		
UP TO AND INCLUDING 6,000 LBS. CAPACITY	\$ 5.00	
OVER 6,000 LBS. TO AND INCLUDING 30,000 LBS. CAPACITY	\$20.00	
OVER 30,000 LBS. CAPACITY	\$40.00	
TRUCKS, LIFT, FULLY AUTOMATED WITH TOP LIFT BEAM		
CAPACITY 33,200 LBS., 20' BEAM	\$40.00	
CAPACITY OVER 67,200 LBS., 20' TO 40' VARIABLE BEAM	\$50.00	
NOTE: WEEKLY RATES WILL BE QUOTED ON REQUEST WHEN ALL FACTORS ARE KNOWN TO THE TERMINAL OPERATOR.		
TRUCKS, YARD TRACTOR	\$20.00	
① SUBJECT TO QUOTATION.		
② USAGE CONFINED TO SEATTLE COMMERCIAL ZONE.		
ISSUED: NOVEMBER 23, 1976 (2655)		EFFECTIVE: JANUARY 1, 1977
ISSUED BY: DAVID C. HARRINGTON, AGENT, PORT OF SEATTLE, P.O. Box 1209, SEATTLE, WASHINGTON 98111		
CORRECTION No.	RECOMMENDED BY THE COMMISSION	

CONDITIONS AND CHARGES FOR MISCELLANEOUS SERVICES	ITEM NO.
<p><u>LABOR RATES:</u></p> <p>(A) <u>OVERTIME</u> RATES NAMED IN THIS TARIFF, FOR SERVICES INVOLVING LABOR, ARE PREDICATED UPON STRAIGHT TIME WAGES AND A GUARANTEED EIGHT HOUR MINIMUM WORK DAY FOR LABOR BETWEEN THE HOURS OF 8:00 A.M. AND 5:00 P.M. WHEN SERVICES ARE PERFORMED ON SATURDAYS, SUNDAYS, OR HOLIDAYS, OR WHEN PAYMENT OF OVERTIME WAGES TO LABOR IS NECESSARY, RATES ARE SUBJECT TO THE DIFFERENCE BETWEEN STRAIGHT TIME WAGE RATE AND THE ACTUAL WAGE RATE PAID LABOR, PLUS 35 PERCENT, WHICH IS ASSESSED AGAINST THE PARTY ▲ RECEIVING SUCH SERVICES.</p> <p>(B) <u>STANDBY OR WAITING TIME</u> WHEN LABOR IS ORDERED FOR A SPECIFIED TIME AND IS ON THE JOB READY FOR WORK, OR HAVING STARTED WORK IS DELAYED FOR PERIODS OF OR EXCEEDING 15 CONSECUTIVE MINUTES AT ANY TIME DURING THAT WORK, SUCH DELAYS BEING CAUSED THROUGH NO INABILITY OR FAULT OF THE TERMINAL OPERATORS, STANDBY OR WAITING TIME FOR THE MEN WILL BE CHARGED AT WAGE RATE PAID LABOR, PLUS 70 PERCENT AGAINST THE PARTY CAUSING SUCH DELAY. LABOR REQUIRING OFF-SHORE INSURANCE WILL BE ASSESSED AT WAGE RATE PLUS 70 PERCENT PLUS 25 PERCENT.</p> <p>(C) <u>SERVICES REQUIRING LABOR FOR A MINIMUM NUMBER OF HOURS:</u> WHEN TERMINALS ARE REQUIRED TO FURNISH LABOR FOR A SPECIFIC SERVICE, AND SUCH SERVICE IS COMPLETED BEFORE THE EXPIRATION OF THE MINIMUM TIME ALLOWED UNDER LABOR'S WORKING AGREEMENTS AND AWARDS, THE PARTIES AUTHORIZING SUCH WORK SHALL BE ASSESSED FOR THE TIME OF SUCH LABOR WHICH ACCRUES AFTER THE SPECIFIC SERVICE IS COMPLETED AND UNTIL THE END OF THE MINIMUM TIME ALLOWED, AT ACTUAL WAGE RATE PAID LABOR PLUS 70 PERCENT.</p>	<p>20150 ▲</p> <p>OVERTIME, STANDBY, AND PENALTY TIME</p>
<p><u>WHEN MAN-HOUR RATES APPLY</u></p> <p>UNLESS OTHERWISE PROVIDED, MAN-HOUR RATES, PLUS CHARGES FOR EQUIPMENT RENTAL (ITEM 20100) WILL BE CHARGED FOR:</p> <ol style="list-style-type: none"> (1) ALL SERVICES NOT SPECIFICALLY DESCRIBED IN TARIFF. (2) SERVICES OF LOADING, UNLOADING, OR TRANSFERRING CARGO FOR WHICH NO SPECIFIC COMMODITY RATES ARE PROVIDED AND WHICH CANNOT BE PERFORMED AT THE RATES NAMED UNDER N.O.S. AND CARGO IN PACKAGES OR UNITS OF SUCH UNUSUAL BULK, SIZE, SHAPE, OR WEIGHT AS TO PRECLUDE PERFORMING SUCH SERVICES AT RATES NAMED UNDER INDIVIDUAL ITEMS OF THE TARIFF. (3) SERVICES OF LOADING OR UNLOADING CARGO AND ANY OTHER TERMINAL SERVICES FOR WHICH SPECIFIC RATES ARE NAMED IN THE TARIFF BUT WHICH BECAUSE OF UNUSUAL CONDITIONS OR REQUIREMENTS OF SHIPPERS NOT NORMALLY INCIDENTAL TO SUCH SERVICES, PRECLUDE THE PERFORMANCE OF SUCH SERVICES AT RATES NAMED. (4) SERVICES OF EXTRA SORTING, SPECIAL CHECKING, INSPECTION, RECOOPERING, RECONDITIONING, OR FOR ANY OPERATION DELAYED ON ACCOUNT THEREOF. (5) SERVICES OF CLEANING OR PREPARING CARS, TRUCKS, OR CONTAINERS FOR LOADING. <p style="text-align: center;">(CONTINUED ON PAGE No. 17)</p>	<p>20160</p> <p>MAN-HOUR RATES</p> <p>(CONT. ON PAGE No. 17)</p>

ISSUED: NOVEMBER 23, 1976 (2655)

EFFECTIVE: JANUARY 1, 1977

ISSUED BY DAVID C. HARRINGTON, AGENT, PORT OF SEATTLE, P.O. BOX 1209, SEATTLE, WASHINGTON 98111

CORRECTION No.

NOV 23 1976

WHARFAGE, CAR LOADING AND CAR UNLOADING

SPECIFIC RULES AND REGULATIONS PERTAINING TO WHARFAGE, CAR LOADING AND CAR UNLOADING.	ITEM NO.
<p>① THE SERVICES PERFORMED IN LOADING OR UNLOADING CARGO BETWEEN WHARF PREMISES AND RAILROAD CARS. THE SERVICES INCLUDE ORDINARY BREAKING DOWN, SORTING, AND STACKING.</p> <p>CHARGES ARE ASSESSED AGAINST THE CARGO WHEN NOT ABSORBED BY CARRIERS.</p>	30050 CAR LOADING AND CAR UNLOADING DEFINED
CARGO MOVING ON LOCAL SWITCH BILLS OF LADING OR ORDERS, IS ACCEPTED BY RAIL CARRIERS AT "SHIPPER'S COUNT AND LOAD". TERMINALS AT WHICH CARGO IS LOADED TO RAILROAD CARS FOR LOCAL SWITCH MOVEMENT WILL NOT BE RESPONSIBLE FOR THE COUNT, CONDITION, OR OUTTURN OF SUCH CARGO.	30060 LOCAL SWITCH MOVEMENT
IN ADDITION TO "LOADING", A CHARGE BASED ON ACTUAL COST OF MATERIALS WILL BE ASSESSED FOR ALL CAR STAKES AND DUNNAGE MATERIALS FURNISHED IN STAKING CARS AND PREPARING CARS FOR LOADING, AND IN BLOCKING AND DUNNAGING CARGO ON OR IN CARS. LABOR WILL BE FURNISHED IN ACCORDANCE WITH PROVISIONS OF ITEM 20160.	30070 CAR BLOCKING
<p>(A) EXCEPT AS OTHERWISE PROVIDED IN INDIVIDUAL ITEMS, THE MINIMUM CHARGE FOR ANY SINGLE SHIPMENT SHALL BE: WHARFAGE, N.O.S., \$2.25 LOADING OR UNLOADING, \$5.00.</p> <p>(B) ON TRANSPACIFIC-OVERLAND SPLIT SHIPMENTS THE APPLICATION OF MINIMUM CHARGES SHALL BE GOVERNED BY THE OCEAN BILL OF LADING.</p>	30080 MINIMUM CHARGE
VESSELS ARE ADVISED TO ARRANGE FOR CAR CLEANING AT THE TIME DIRECT TRANSFER IS PERFORMED (REFER TO ITEM 10040). WHEN THE TERMINAL IS REQUIRED BY RAIL CARRIERS TO CLEAN RAIL CARS WORKED IN DIRECT TRANSFER, CHARGES WILL BE ASSESSED IN AN ACCORDANCE WITH ITEM 20160 (M.H. & E.) PLUS COST OF DEBRIS DISPOSAL FOR ACCOUNT OF VESSEL.	30085 CLEANING RAIL CARS-- DIRECT TRANSFER
<p>① DEPARTURE FROM DEFINITION PRESCRIBED IN F.M.C. DOCKET No. 875, GENERAL ORDER No. 15, READING AS FOLLOWS:</p> <p>"THE SERVICE OF LOADING OR UNLOADING CARGO BETWEEN ANY PLACE ON THE TERMINAL AND RAILROAD CARS, TRUCKS, LIGHTERS OR BARGES OR ANY OTHER MEANS OF CONVEYANCES TO OR FROM THE TERMINAL FACILITY."</p>	
ISSUED NOVEMBER 23, 1976 (2655)	EFFECTIVE JANUARY 1, 1977
ISSUED BY DAVID C. HARRINGTON, AGENT, PORT OF SEATTLE, P.O. BOX 1209, SEATTLE, WASHINGTON 98111	
CORRECTION NO.	

DISCONTINUED DIVISION

SCHEDULE OF RATES
WHARFAGE, CAR LOADING AND CAR UNLOADING

COMMODITY	WHARFAGE	CAR LOADING OR UNLOADING	ITEM NO.
	RATES IN CENTS	RATES IN CENTS	
<u>ALL CARGO, N.O.S.</u>			
TRANS-PACIFIC, TRANS-CONTINENTAL TRAFFIC:			30090
EXPORT TRAFFIC..... (SEE NOTES 1, 2, & 4)	225	1065 ①	■
IMPORT TRAFFIC..... (SEE NOTES 1, 2, & 3)	225	1065 ①	
TRANS-PACIFIC TRAFFIC..... (SEE NOTES 1, 2, & 3)	225	1065 ①	
OFFSHORE TRAFFIC..... (SEE NOTES 1, 2 & 3)	225	1065 ①	
ALL OTHER TRADE ROUTES..... (SEE NOTES 1, 2, & 3)	225	1065 ①	

① WHEN CARGO IS UNITIZED OR PACKAGED BY THE SHIPPER IN UNITS OF 2,000 LBS. OR MORE TO PERMIT A COMPLETELY MECHANIZED CAR LOADING OR UNLOADING OPERATION, THE RATE WILL BE \$3.70.

NOTE 1: EXCEPT AS OTHERWISE PROVIDED, RATE APPLIES PER 2,000 LBS. OR 40 CU. FT., AS MANIFESTED BY VESSEL FOR REVENUE PURPOSES. WHEN NO SPECIFIC COMMODITY RATE IS NAMED IN THIS TARIFF, CARGO MANIFESTED BY VESSEL ON A PER-UNIT OR PER-PACKAGE BASIS WILL BE ASSESSED APPLICABLE N.O.S. RATE PER 2,000 LBS. OR 40 CU. FT., WHICHEVER CREATES THE GREATER REVENUE.

NOTE 2: WHEN CHARGES FOR WHARFAGE ARE ASSESSED PER 40 CU. FT., THEY WILL NOT EXCEED THE CHARGES WHICH WOULD APPLY AT FOUR (4) TIMES THE RATE PER 2,000 LBS.

NOTE 3: WHEN CHARGES FOR CAR LOADING AND UNLOADING ARE ASSESSED AT 40 CU. FT., THEY WILL NOT EXCEED THE CHARGES WHICH WOULD APPLY AT DOUBLE THE RATE PER 2,000 LBS.

NOTE 4: CAR UNLOADING PER 2,000 LBS.

EXCEPT AS OTHERWISE PROVIDED IN INDIVIDUAL ITEMS, RATES ARE IN CENTS PER 2,000 LBS.

COMMODITY	WHARFAGE	CAR LOADING OR UNLOADING	ITEM NO.
AGRICULTURAL IMPLEMENTS AND PARTS	(*)	1693	30100
ALUMINUM, SEE METALS			
APPLIANCES, ELECTRICAL AND PARTS, VIZ: HOUSEHOLD	324	2382	30110
ASPHALT, INCLUDING GILSONITE; IN BAGS, BARRELS, DRUMS, OR PACKAGES	(*)	854	30120

(*) APPLY CARGO, N.O.S., ITEM 30090

ISSUED: NOVEMBER 23, 1976 (2655)

EFFECTIVE: JANUARY 1, 1977

ISSUED BY DAVID C. HARRINGTON, AGENT, PORT OF SEATTLE, P.O. BOX 1209, SEATTLE, WASHINGTON 98111

REGIONS DIVISION

SCHEDULE OF RATES
WHARFAGE, CAR LOADING AND CAR UNLOADING

EXCEPT AS OTHERWISE PROVIDED IN INDIVIDUAL ITEMS, RATES ARE IN CENTS PER 2,000 LBS.

COMMODITY	WHARFAGE	CAR LOADING OR UNLOADING	ITEM NO.
<u>PAPER AND PAPER PRODUCTS OR ARTICLES</u>			
N. O. S.	135	512	30580
BAGS, IN BALES, BUNDLES OR PACKAGES HEAVY	135	512	***
ADDING, ROLLS			***
BLOTTING			WRAPPING
BUILDING			WRAPPING,
COATED			FRUIT, PACKED
DRAWING			WRITING
GUMMED		
	101	① 441	
LIGHTWEIGHT AND PRODUCTS OR ARTICLES OF LIGHTWEIGHT PAPER, PAPERBOARD OR CELLULOSE, VIZ:			
BOTTLES			STRAWS, FOUNTAIN
BUCKETS OR PAILS			TAIN
CARTONS, S. U.			STREAMERS
CASES, EGG AND			TRAYS, FOOD
FILLERS			AND FRUIT
CORES			WALLPAPER
COVERS, SEAT			WAXED, SMALL
CREPE			ROLLS
	195	① 512	
<u>PAPERBOARD</u>			
BOX			WASTEPAPER
CARD			WOODPULP
CHIP			
IN BUNDLES, PACKAGES OR ROLLS, CORRUGATED	195	① 512	
NOT CORRUGATED	101	① 441	
<u>PAPERBOARD, FIBREBOARD, VIZ:</u>			
BOXES OR CARTONS, K. D., FLAT OR FOLDED FLAT			
CORRUGATED	135	② 512	
NOT CORRUGATED	135	② 366	
BOTTLES, K. D., FLAT OR FOLDED FLAT	135	② 512	
<u>PAPER ARTICLES, VIZ:</u>			
TISSUE AND TOWELING, N. O. S.	195	640	
TOILET PAPER, TOWELS	195	640	
JUMBO ROLLS	101	640	

① WHEN IN JUMBO ROLLS, UNIT LOADS OR PALLETIZED, PROPERLY LOADED TO PERMIT MECHANICAL UNLOADING, APPLY 309.

② WHEN MOVING IN ALASKA TRADE ROUTE, APPLY W/M AS MANIFESTED FOR REVENUE PURPOSES

ISSUED NOVEMBER 23, 1976 (2655)

EFFECTIVE JANUARY 1, 1977

ISSUED BY DAVID C. HARRINGTON, AGENT, PORT OF SEATTLE, P.O. BOX 1209, SEATTLE, WASHINGTON 98111

CORRECTION No.

RECORDED AND INDEXED

RULES, REGULATIONS AND CHARGES PERTAINING TO CONTAINERS AND CONTAINERIZED CARGO

ITEM NO.

CONTAINERIZED CARGO, SEE NOTE:

(A) APPLY CHARGE FOR CARGO, N.O.S., SECTION 3, ITEM 30090, EXCEPT WHEN A SPECIFIC COMMODITY RATE IS NAMED IN SECTION 3, THE SPECIFIC COMMODITY RATE WILL APPLY.

40050

(B) APPLIES ONLY WHEN SPECIFIC REFERENCE IS MADE TO THIS ITEM.

<u>PER 20-FOOT CONTAINER</u>		<u>PER 24-FOOT CONTAINER</u>		<u>PER 40-FOOT CONTAINER</u>	
GENERAL		GENERAL		GENERAL	
<u>COMMODITIES</u>	<u>WOODPULP</u>	<u>COMMODITIES</u>	<u>WOODPULP</u>	<u>COMMODITIES</u>	<u>WOODPULP</u>
\$24.75	\$11.15	\$25.40		\$49.50	\$22.35

WHARFAGE,
CONTAINER-
IZED
CARGO,
AND
EMPTY
CONTAINERS

CONTAINERS, EMPTY, SEE NOTE:

(A) WHEN FREIGHT CHARGES ARE ASSESSED PER TON WEIGHT OR MEASURE, APPLY W/M AS MANIFESTED \$2.80

(B) WHEN SHIPPED FREIGHT FREE AND WHEN NOT SUBJECT TO SERVICE AND FACILITIES CHARGE, ITEM 40070, ASSESS CHARGE PER UNIT, AS PER SCHEDULE BELOW:

<u>OVERALL LENGTH IN FEET</u>		<u>UNIT CHARGE</u>
<u>OVER</u>	<u>NOT OVER</u>	
0	15	\$2.25
15	22	\$4.50
22	26	\$5.40
26	32	\$6.05
32	37	\$7.85
37	42	\$9.00

NOTE: REFER TO RULES AND REGULATIONS, SECTION 3. THE PROVISIONS OF ITEM 30010 DO NOT APPLY TO TRAFFIC AS NAMED IN THIS ITEM.

MATTER TRANSFERRED TO ITEM 40050.

40060

ISSUED NOVEMBER 23, 1976 (2655)

EFFECTIVE JANUARY 1, 1977

ISSUED BY DAVID C. HARRINGTON, AGENT, PORT OF SEATTLE, P.O. BOX 1209, SEATTLE, WASHINGTON 98111

RECOMMENDED BY DIVISION

FREE TIME AND WHARF DEMURRAGE

SPECIFIC RULES AND REGULATIONS PERTAINING TO FREE TIME AND WHARF DEMURRAGE.	ITEM NO.
<p>EXCEPTION 3: CARGO MOVING THROUGH PORT OF SEATTLE OWNED REFRIGERATION VAN TYPE BOXES OR FRUIT COLD STORAGE WAREHOUSES OR REFRIGERATION LOCKERS IS RESTRICTED TO FREE TIME PERIOD, 5 DAYS.</p> <p>NOTE 1: AFTER EXPIRATION OF FREE TIME, CARGO IS SUBJECT TO ITEM 50040.</p>	<p>50020 (CONTINUED FROM PAGE No. 41)</p> <p>FREE TIME PERIODS</p>
<p>WHEN SPACE CONDITIONS PERMIT, ASSEMBLING TIME UP TO 20 CALENDAR DAYS BEYOND THE REGULAR FREE TIME ALLOWANCE MAY BE GRANTED SHIPPERS FOR ASSEMBLING LOTS OF 200 TONS OR MORE FOR A PARTICULAR VESSEL OR SHIPMENT.</p>	<p>50030 ASSEMBLING TIME</p>
<p>A CHARGE ASSESSED AGAINST CARGO REMAINING IN OR ON TERMINAL FACILITIES AFTER THE EXPIRATION OF FREE TIME UNLESS ARRANGEMENTS HAVE BEEN MADE FOR STORAGE.</p>	<p>50040 WHARF DEMURRAGE DEFINED</p>
<p>EXCEPT AS OTHERWISE PROVIDED IN NOTES 1, 2 AND 3, WHARF DEMURRAGE WILL BE ASSESSED AT THE FOLLOWING RATES:</p> <p style="text-align: center;">PER DAY, PER 2,000 LBS. OR 40 CU. FT., WHICHEVER PRODUCES <u>THE GREATER REVENUE</u></p> <p>ALL CARGO, N.O.S. - INBOUND OR OUTBOUND \$0.15 ♦</p> <p>NOTE 1: LUMBER OR LOGS, SOFTWOOD - WHARF DEMURRAGE WILL BE ASSESSED AT THE RATE OF \$0.10 PER M FT. B.M. PER DAY IN OR ON OPEN AREAS, AND AT THE RATE OF \$0.20 PER M FT. B.M. PER DAY IN COVERED AREAS.</p> <p>NOTE 2: AUTOMOBILES, AUTO TRUCKS, TRACTORS, HOUSE OR FREIGHT TRAILERS, FREIGHT VANS, MILITARY EQUIPMENT AND MATERIEL ON WHEELS OR CATERPILLAR TREAD, S.U. OR K.O.</p> <p style="margin-left: 100px;">Boxed or Crated \$0.50 PER 2,000 LBS. PER DAY Not Boxed or Crated \$1.50 EACH PER DAY</p> <p>NOTE 3: MINIMUM WHARF DEMURRAGE CHARGE \$5.00 PER MONTH PER OCEAN B/L</p>	<p>50050 ♦</p> <p>WHARF DEMURRAGE RATES AND CHARGES</p>
<p>ISSUED NOVEMBER 23, 1976 (2655)</p>	<p>EFFECTIVE JANUARY 1, 1977</p>
<p>ISSUED BY DAVID C. HARRINGTON, AGENT, PORT OF SEATTLE, P.O. BOX 1209, SEATTLE, WASHINGTON 98111</p>	

CORRECTION No.

RECORDED & INDEXED

DOCKAGE
RATES AND CHARGES

ITEM NO.

DOCKAGE CHARGES ARE ASSESSED UPON LENGTH-OVER-ALL (LOA) OF THE VESSEL. LENGTH-OVER-ALL IS DEFINED AS THE LINEAR DISTANCE, IN FEET, FROM THE MOST FORWARD POINT AT THE STEM TO THE AFTERMOST PART OF THE STERN OF THE VESSEL, MEASURED PARALLEL TO THE BASE LINE OF THE VESSEL.

70030

LENGTH-OVER-ALL OF THE VESSEL AS PUBLISHED IN "LLOYDS REGISTER OF SHIPPING" WILL BE USED AND WHEN NOT PUBLISHED, THE PORT RESERVES THE RIGHT TO: (A) OBTAIN THE LENGTH-OVER-ALL FROM THE VESSEL'S REGISTER, OR (B) MEASURE THE VESSEL.

RATES IN DOLLARS PER 24-HOUR PERIOD OR PORTION THEREOF

LENGTH-OVER-ALL				LENGTH-OVER-ALL			
OVER	BUT NOT OVER	REFER NOTE		OVER	BUT NOT OVER	REFER NOTE	
		A	B			A	B
---	350	185	367	600	625	620	1126
350	375	229	414	625	650	721	1305
375	400	253	460	650	675	820	1489
400	425	281	488	675	700	925	1678
425	450	312	560	700	725	1072	1945
450	475	337	612	725	750	1227	2225
475	500	369	672	750	775	1389	2313
500	525	419	759	775	800	1561	2830
525	550	450	814	800	850	1793	3252
550	575	489	883	850	900	2041	3704
575	600	543	979	900	950	2299	4231
				950	---	① ■	① ■

NOTE A: COLUMN A APPLIES TO ALL TERMINALS EXCEPT PIER 86.

NOTE B: COLUMN B APPLIES TO PIER 86 GRAIN TERMINAL.

① FOR VESSELS EXCEEDING 950 FT. ADD \$290--NOTE A, OR \$528--NOTE B, PER 50 FT. OR PORTION THEREOF OF LENGTH-OVER-ALL EXCEEDING 950 FT. TO DOCKAGE RATE FOR VESSEL 950 FT. LENGTH-OVER-ALL.

RATES ON LIGHTERS FOR LASH VESSELS

LASH LIGHTERS - \$24.92 PER 24-HOUR PERIOD, OR PORTION THEREOF.

ISSUED NOVEMBER 23, 1976 (2655)

EFFECTIVE JANUARY 1, 1977

ISSUED BY DAVID C. HARRINGTON, AGENT, PORT OF SEATTLE, P.O. BOX 1209, SEATTLE, WASHINGTON 98111

CORRECTION No.

REGISTRATION DIVISION

SECTION 9
TEMPORARY NON-PREFERENTIAL ASSIGNMENT

RULES AND REGULATIONS PERTAINING TO TEMPORARY NON-PREFERENTIAL ASSIGNMENT

ITEM NO.

AT PORT OF SEATTLE TERMINALS, WHEN THE PORT DOES NOT PROVIDE ANY SERVICES IN CONNECTION WITH THE RECEIPT, DELIVERY, CHECKING, CARE, CUSTODY AND CONTROL OF CARGO, THE PORT OF SEATTLE, ON SPACE-AVAILABLE BASIS, MAY GRANT PARTICIPANTS NAMED IN THIS TARIFF TEMPORARY NON-PREFERENTIAL ASSIGNMENT OF WHARF AREAS AND PRIVILEGES: (A) TO MOOR VESSELS OWNED OR OPERATED BY ASSIGNEE OR OTHER VESSELS WHICH MAY BE ASSIGNED BY THE PORT TO SUCH WHARF AREAS; (B) TO ASSEMBLE AND DISTRIBUTE MERCHANDISE AND CARGOES OF, OR FOR, SUCH VESSELS; AND (C) TO PERFORM SUCH OTHER RELATED ACTIVITIES IN TRANSITING CARGO AS MAY BE NECESSARY.

90000

ASSIGNEES AND VESSELS, THEIR OWNERS OR AGENTS, ARE SUBJECT TO THE RATES, CHARGES, RULES, AND REGULATIONS OF PORT OF SEATTLE TARIFFS. ■ FOR WHARFAGE, SEE ITEM 40050.

TEMPORARY

THE REMOVAL OF DUNNAGE AND ORDINARY SWEEPING AND CLEANING TO MAINTAIN THE WHARF AREA IN SAFE AND ORDERLY CONDITION IS THE RESPONSIBILITY OF THE ASSIGNEE.

NON-PREFERENTIAL

THE PORT WILL MAINTAIN BERTH, WHARF, BUILDINGS AND FACILITIES, WILL SUPPLY UTILITIES, EXCEPT UTILITIES REQUIRED BY VESSELS, AND WILL MAINTAIN AND FUEL PORT-OWNED CRANES AND CARGO HANDLING EQUIPMENT.

ASSIGNMENT

VESSEL RESERVATIONS AND ASSIGNMENTS WILL BE ARRANGED BY THE PORT OF SEATTLE. THE TERMS OF THIS ITEM APPLY ON VESSEL-TO-VESSEL BASIS AND CHARGES WILL BE ASSESSED TO THE ASSIGNEE.

ALL BOOKS, RECORDS, AND ACCOUNTS OF THE ASSIGNEE PERTAINING TO THE OPERATION OF THE BUSINESS HEREIN AUTHORIZED WHICH ARE MATERIAL OR RELEVANT IN COMPUTING AND VERIFYING THE ASSESSMENT OF TERMINAL CHARGES PROVIDED FOR HEREIN SHALL BE OPEN TO INSPECTION AND AUDITING BY A REPRESENTATIVE OR REPRESENTATIVES OF THE PORT AT ANY REASONABLE TIME FOR THE PURPOSE OF VERIFYING THE AMOUNT(S) PAYABLE HEREUNDER.

TEMPORARY NON-PREFERENTIAL ASSIGNMENT RATES

	<u>RATE</u>
CARGO, N.O.S., PER 2,000 LBS.....	\$0.82
LUMBER AND CANTS, SOFTWOOD, PER M.F.M., AS FREIGHTED	\$0.82
PILING, POLES, LOGS, PER M.B.M., BRERETON SCALE.....	\$0.82

CONTAINERIZED CARGO AND EMPTY CONTAINERS AS DEFINED IN ITEM 40000, UNIT RATES AS UNDER:

OVERALL LENGTH IN FEET		PER UNIT, LOADED	PER UNIT, EMPTY
OVER	NOT OVER		
0	15	\$ 3.25	\$ 2.65
15	22	\$ 7.85	\$ 2.65
22	26	\$10.55	\$ 2.65
26	32	\$11.85	\$ 2.65
32	37	\$13.20	\$ 2.65
37	42	\$14.45	\$ 2.65

DEFINITION
AND
CHARGES

ISSUED NOVEMBER 23, 1976 (2655)

EFFECTIVE JANUARY 1, 1977

ISSUED BY DAVID C. HARRINGTON, AGENT, PORT OF SEATTLE, P.O. BOX 1209, SEATTLE, WASHINGTON 98111

RECORDED AND INDEXED DIVISION

SCHEDULE OF AUTHORIZED SALARIED POSITIONS

SCHEDULE "A" - EXEMPT POSITIONS: A1 - Management (Salary Grades 1-15 and *)
 A2 - Administrative/Professional (Salary Grades 1-12 and *)

SCHEDULE "B" - NONEXEMPT POSITIONS: (Salary Grades 1-15 and *)

Salary Grade	Position Title	Auth'd No.	SALARY RANGES		
			Minimum (Annual)	Midpoint (Over Monthly)	Maximum
<u>EXECUTIVE DEPARTMENT</u>					
Schedule A1 *	Executive Director	1	\$46,452 3,871	\$55,068 4,589	\$63,684 5,307
*	Deputy Executive Director	1	35,808 2,984	42,456 3,538	49,104 4,092
*	Senior Director, Planning and Port Relations	1	32,292 2,691	38,280 3,190	44,268 3,689
*	Senior Director, Finance and Administration	1	31,728 2,644	37,620 3,135	43,500 3,625
*	Senior Director, Operations and Facilities	1	30,048 2,504	35,628 2,969	41,208 3,434
4	Executive Assistant	1	16,752 1,396	19,872 1,656	22,992 1,916
.....					
A2 12	Legal Officer	1	21,492 1,791	25,488 2,124	29,472 2,456
11	Director, Budget and Internal Audit	1	20,448 1,704	24,252 2,021	28,044 2,337
10	Director, Special Services	1	19,368 1,614	22,980 1,915	26,580 2,215
7	Safety Coordinator & Claims Agent	1	16,464 1,372	19,524 1,627	22,584 1,882
6	Senior Staff Auditor	1	15,576 1,298	18,456 1,538	21,324 1,777
5	Management Controls Analyst	1	14,652 1,221	17,376 1,448	20,100 1,675
3	World Trade Center Administrator	1	13,044 1,087	15,468 1,289	17,892 1,491
3	Administrative Assistant	1	13,044 1,087	15,468 1,289	17,892 1,491

Schedule B	11 Assistant Claims Agent	1	1,058	1,257	1,455
05/02/77	9 Management Intern	1	926	1,095	1,264
	9 Staff Assistant	3	926	1,095	1,264
	8 Graduate Intern	1	865	1,027	1,188
	8 Senior Clerk	1	865	1,027	1,188
	7 Secretary	1	811	961	1,110
	6 Senior Stenographer	1	759	899	1,038
	5 Clerk A	1	709	838	967

*Nongraded positions - explained in Section I.C.3.

Note: Additional positions listed on page 16 may be requested.

DEPARTMENT

Salary Grade	Position Title	Auth'd No.	SALARY RANGES			
			Minimum	Midpoint	Maximum	
<u>Public Information Section</u>						
Schedule A1	8	Director, Public Information	1	\$21,972 1,831	\$26,052 2,171	\$30,132 2,511
	6	Assistant Director, Public Information	1	19,236 1,603	22,800 1,900	26,352 2,196
.....						
A2	7	Editor	1	16,464 1,372	19,524 1,627	22,584 1,882
	5	Public Information Assistant	1	14,652 1,221	17,376 1,448	20,100 1,675
	5	Photographer	1	14,652 1,221	17,376 1,448	20,100 1,675
	3	Assistant Editor	1	13,044 1,087	15,468 1,289	17,892 1,491

Schedule B	7	Assistant Photographer	1	811	961	1,110
	6	Senior Stenographer	1	759	899	1,038
	5	Clerk A	1	709	838	967
	4	Stenographer	1	664	785	906
	2	Clerk B	1	582	688	793
<u>ACCOUNTING DEPARTMENT</u>						
Schedule A1	9	Director of Accounting and Port Auditor	1	23,460 1,955	27,828 2,319	32,196 2,683
	3	Supervisor, General Accounting	1	15,708 1,309	18,612 1,551	21,504 1,792
	3	Supervisor, Customer Accounting	1	15,708 1,309	18,612 1,551	21,504 1,792
.....						
A2	6	Accounting Systems Analyst	1	15,576 1,298	18,456 1,538	21,324 1,777
	4	Senior Accountant	4	13,860 1,155	16,452 1,371	19,032 1,586
	3	Accountant	4	13,044 1,087	15,468 1,289	17,892 1,491

Schedule B	9	Staff Assistant	1	926	1,095	1,264
	8	Graduate Intern	1	865	1,027	1,188
	8	Senior Clerk	6	865	1,027	1,188
	6	Senior Stenographer	1	759	899	1,038
	5	Clerk A	16	709	838	967
	4	Stenographer	1	664	785	906
	2	Clerk B	1	582	688	793

Note: Additional positions listed on page 16 may be requested.

Salary Grade	Position Title	Auth'd No.	SALARY RANGES		
			Minimum	Midpoint	Maximum
AVIATION DEPARTMENT					
Schedule A1 13	Director of Aviation	1	\$30,780 2,565	\$36,516 3,043	\$42,252 3,521
10	Deputy Director of Aviation - Operations and Maintenance	1	25,152 2,096	29,808 2,484	34,464 2,872
9	Deputy Director of Aviation - Administration	1	23,460 1,955	27,828 2,319	32,196 2,683
9	Superintendent of Maintenance - Airport	1	23,460 1,955	27,828 2,319	32,196 2,683
9	Superintendent of Operations	1	23,460 1,955	27,828 2,319	32,196 2,683
8	Electrical Superintendent	1	21,972 1,831	26,052 2,171	30,132 2,511
8	Electronics Superintendent	1	21,972 1,831	26,052 2,171	30,132 2,511
8	Mechanical Superintendent	1	21,972 1,831	26,052 2,171	30,132 2,511
6	Assistant Superintendent of Operations	2	19,236 1,603	22,800 1,900	26,352 2,196
6	Parking Superintendent	1	19,236 1,603	22,800 1,900	26,352 2,196
5	Operations Supervisor	6	17,892 1,491	21,240 1,770	24,576 2,048
5	Field Superintendent	1	17,892 1,491	21,240 1,770	24,576 2,048
5	Assistant Electrical Superintendent	1	17,892 1,491	21,240 1,770	24,576 2,048
5	Assistant Electronics Superintendent	1	17,892 1,491	21,240 1,770	24,576 2,048
5	Assistant Mechanical Superintendent	1	17,892 1,491	21,240 1,770	24,576 2,048
4	Building Superintendent	1	16,752 1,396	19,872 1,656	22,992 1,916
4	Transit System Reliability and Quality Control Supervisor	1	16,752 1,396	19,872 1,656	22,992 1,916
2	Asst. Parking Superintendent	1	14,640 1,220	17,376 1,448	20,112 1,676
.....					
A2 11	Transit System Specialist - Electronic	1	20,448 1,704	24,252 2,021	28,044 2,337
11	Transit System Specialist - Electrical/ Mechanical	1	20,448 1,704	24,252 2,021	28,044 2,337
3	Administrative Assistant	1	13,044 1,087	15,468 1,289	17,892 1,491

Note: Additional positions listed on page 16 may be requested.

Salary Grade	Position Title	Auth'd No.	SALARY RANGES			
			Minimum	Midpoint	Maximum	
<u>AVIATION DEPARTMENT, Cont'd.</u>						
Schedule B	13	Maintenance Shift Coordinator	9	\$1,216	\$1,442	\$1,667
	12	Inspector, Fire Alarm Systems	1	1,135	1,346	1,556
	12	Operations Controller	10	1,135	1,346	1,556
	12	Maintenance Storekeeper	1	1,135	1,346	1,556
	11	Lead Waste Plant Operator	1	1,058	1,257	1,455
	10	Waste Plant Operator	2	991	1,176	1,360
	10	Ramp Controller	9	991	1,176	1,360
	9	Staff Assistant	1	926	1,095	1,264
	8	Senior Clerk	4	865	1,027	1,188
	7	Secretary	1	811	961	1,110
	7	Stock Room Clerk	4	811	961	1,110
	6	Senior Stenographer	3	759	899	1,038
	6	Fire Dept. Clerk	2	759	899	1,038
	5	Clerk A	7	709	838	967
	4	Stenographer	1	664	785	906
	2	Clerk B	2	582	688	793
	2	Messenger	1	582	688	793

Note: Additional positions listed on page 16 may be requested.

<u>Salary Grade</u>	<u>Position Title</u>	<u>Auth'd No.</u>	<u>Salary Rate</u>
---------------------	-----------------------	-------------------	--------------------

AVIATION DEPARTMENT, Cont'd.

Police Department

Schedule A1	P	Chief of Port Police	1	\$27,144 2,262
	P	Assistant Chief of Port Police	2	24,900 2,075
	P	Captain	5	23,136 1,928
	P	Lieutenant	3	21,480 1,790

				<u>Base Salary Rate</u>
Schedule B	P	*Sergeant	11	*\$1,605

				<u>Salary Rate</u>
<u>Fire Department</u>				
Schedule A1	F	Fire Chief	1	\$27,144 2,262
	F	Assistant Fire Chief	1	24,900 2,075
	F	Captain	5	22,848 1,904

				<u>Base Salary Rate</u>	<u>**Rate with 5%</u>
Schedule B	F	*Lieutenant	5	*\$1,605	\$1,685
	F	*Firefighter A)		* 1,473	1,547
)			
	F	Firefighter B)		1,402	1,472
)			
	F	Firefighter C)	42	1,335	1,402
)			
	F	Firefighter D)		1,271	1,335
)			
	F	Firefighter E)		1,183	1,242

*These classifications are eligible for longevity premiums as detailed in Section IV.B.2.b.

**These salaries include 5% work schedule differential explained in Section IV.B.4.a.

Salary Grade	Position Title	Auth'd No.	SALARY RANGES			
			Minimum	Midpoint	Maximum	
<u>ENGINEERING DEPARTMENT</u>						
Schedule A1	13	Chief Engineer	1	\$30,780 2,565	\$36,516 3,043	\$42,252 3,521
	10	Assistant Chief Engineer	1	25,152 2,096	29,808 2,484	34,464 2,872
	10	Chief Construction Engineer	1	25,152 2,096	29,808 2,484	34,464 2,872
	9	Manager - Electrical and Mechanical Engineering	1	23,460 1,955	27,828 2,319	32,196 2,683
	9	Managing Architect	1	23,460 1,955	27,828 2,319	32,196 2,683
	9	Manager - Waterfront Engineering	1	23,460 1,955	27,828 2,319	32,196 2,683
	9	Manager - Airport Engineering	1	23,460 1,955	27,828 2,319	32,196 2,683
	9	Chief Facilities Engineer	1	23,460 1,955	27,828 2,319	32,196 2,683
	9	Superintendent of Maintenance - Waterfront	1	23,460 1,955	27,828 2,319	32,196 2,683
	8	Construction Manager	1	21,972 1,831	26,052 2,171	30,132 2,511
	8	Chief Administrative Engineer	1	21,972 1,831	26,052 2,171	30,132 2,511
	8	Supervisor - Cargo Handling Equipment	1	21,972 1,831	26,052 2,171	30,132 2,511
	8	Supervisor - Buildings and Grounds	1	21,972 1,831	26,052 2,171	30,132 2,511
	7	Resident Engineer	5	20,568 1,714	24,384 2,032	28,200 2,350
	5	Chief of Surveys	1	17,892 1,491	21,240 1,770	24,576 2,048
	5	Night Maintenance Supervisor	1	17,892 1,491	21,240 1,770	24,576 2,048
	4	Maintenance Supervisor	6	16,752 1,396	19,872 1,656	22,992 1,916
	3	Drafting Manager	1	15,708 1,309	18,612 1,551	21,504 1,792
	2	Engineering Administration Supervisor	1	14,640 1,220	17,376 1,448	20,112 1,676

Salary Grade	Position Title	Auth'd No.	SALARY RANGES		
			Minimum	Midpoint	Maximum
<u>ENGINEERING DEPARTMENT, Cont'd.</u>					
Schedule A2	12 Architect	2	\$21,492 1,791	\$25,488 2,124	\$29,472 2,456
	12 Senior Engineer	9	21,492 1,791	25,488 2,124	29,472 2,456
	10 Senior Contracts Administrator	1	19,368 1,614	22,980 1,915	26,580 2,215
	9 Associate Architect	2	18,360 1,530	21,780 1,815	25,200 2,100
	9 Associate Engineer	9	18,360 1,530	21,780 1,815	25,200 2,100
	9 Senior Designer	3	18,360 1,530	21,780 1,815	25,200 2,100
	8 Small Works Contract Administrator	1	17,328 1,444	20,568 1,714	23,796 1,983
	7 Contracts Administrator	3	16,464 1,372	19,524 1,627	22,584 1,882
	6 Assistant Engineer	3	15,576 1,298	18,456 1,538	21,324 1,777
	6 Associate Designer	4	15,576 1,298	18,456 1,538	21,324 1,777
	5 Junior Engineer	6	14,652 1,221	17,376 1,448	20,100 1,675
	3 Administrative Assistant	1	13,044 1,087	15,468 1,289	17,892 1,491

Note: Additional positions listed on page 16 may be requested.

Salary Grade	Position Title	Auth'd No.	SALARY RANGES			
			Minimum	Midpoint	Maximum	
<u>ENGINEERING DEPARTMENT, Cont'd.</u>						
<u>Administrative</u>						
Schedule B	9	Work Order Administrator	1	\$ 926	\$ 1,095	\$ 1,264
	9	Staff Assistant	2	926	1,095	1,264
	8	Senior Clerk	2	865	1,027	1,188
	6	Senior Stenographer	2	759	899	1,038
	5	Clerk A	5	709	838	967
	4	Stenographer	1	664	785	906
	2	Clerk B	1	582	688	793
<u>Design</u>						
	11	Designer	2	1,058	1,257	1,455
	9	Senior Drafter	6	926	1,095	1,264
	8	Drafter II	2	865	1,027	1,188
	6	Drafter I	1	759	899	1,038
	6	Engineering Reproduction Technician	1	759	899	1,038
<u>Construction</u>						
	15	Senior Construction Inspector	5	1,388	1,645	1,902
	12	Associate Construction Inspector	6	1,135	1,346	1,556
	10	Assistant Construction Inspector	8	991	1,176	1,360
<u>Survey</u>						
	14	Survey Party Chief	2	1,297	1,538	1,779
	13	Senior Survey Technician	2	1,216	1,442	1,667
	12	Survey Instrument Technician	3	1,135	1,346	1,556
	10	Survey Head Chainer	3	991	1,176	1,360
	9	Survey Rear Chainer	2	926	1,095	1,264
	9	Survey Technician	1	926	1,095	1,264
<u>Maintenance</u>						
	12	Maintenance Storekeeper	1	1,135	1,346	1,556
	8	Maintenance Dispatch and Supply Clerk	3	865	1,027	1,188
	7	Stock Room Clerk	3	811	961	1,110

Note: Additional positions listed on page 16 may be requested.

Salary Grade	Position Title	Auth'd No.	SALARY RANGES			
			Minimum	Midpoint	Maximum	
MARINE DEPARTMENT						
Schedule A1	12	Director, Marine Department	1	\$28,752 2,396	\$34,104 2,842	\$39,456 3,288
	10	Manager, Marine Terminals and Warehousing Operations	1	25,152 2,096	29,808 2,484	34,464 2,872
	8	Manager, Warehousing	1	21,972 1,831	26,052 2,171	30,132 2,511
	8	Manager, Container Operations	1	21,972 1,831	26,052 2,171	30,132 2,511
	7	Terminal Superintendent	4	20,568 1,714	24,384 2,032	28,200 2,350
	4	Marina Superintendent	2	16,752 1,396	19,872 1,656	22,992 1,916
	3	Assistant Terminal Superintendent	6	15,708 1,309	18,612 1,551	21,504 1,792
	3	Assistant Warehouse Superintendent	3	15,708 1,309	18,612 1,551	21,504 1,792
.....						
A2	5	Marine Terminals Assistant	1	14,652 1,221	17,376 1,448	20,100 1,675
	4	Assistant Marina Superintendent	2	13,860 1,155	16,452 1,371	19,032 1,586
	4	Sanitarian	1	13,860 1,155	16,452 1,371	19,032 1,586

Schedule B	12	Floor Supervisor	1	1,135	1,346	1,556
	11	Chief Freight Agent	10	1,058	1,257	1,455
	10	Dispatcher	2	991	1,176	1,360
	10	Freight Agent	12	991	1,176	1,360
	10	Marina Maintenance Foreman	1	991	1,176	1,360
	9	Staff Assistant	1	926	1,095	1,264
	8	Marina Attendant II	8	865	1,027	1,188
	8	Senior Clerk	6	865	1,027	1,188
	6	Marina Attendant I	16	759	899	1,038
	6	Marina Clerk	2	759	899	1,038
	6	Moorage Clerk	1	759	899	1,038
	6	Freight Clerk	10	759	899	1,038
	6	Security Guard	1	759	899	1,038
	6	Senior Stenographer	1	759	899	1,038
	5	Custodian	1	709	838	967
	5	Data Control Technician	4	709	838	967
	5	Clerk A	27	709	838	967
	4	Stenographer	1	664	785	906
	2	Clerk B	8	582	688	793

Note: Additional positions listed on page 16 may be requested.

Salary Grade	Position Title	Auth'd No.	SALARY RANGES			
			Minimum	Midpoint	Maximum	
<u>MARKETING DEPARTMENT</u>						
Schedule A1	12	Director, Marketing	1	\$28,752 2,396	\$34,104 2,842	\$39,456 3,288
	11	Deputy Director, Marketing	1	26,892 2,241	31,872 2,656	36,852 3,071
4-25-77	7	Manager, Traffic Services	1	20,568 1,714	24,384 2,032	28,200 2,350
4-25-77	6	Manager, Pricing and Tariffs	1	19,236 1,603	22,800 1,900	26,352 2,196
	6	Senior Traffic Coordinator	1	19,236 1,603	22,800 1,900	26,352 2,196
.....						
A2	*	Regional Manager (Midwest)	1	21,312 1,776	26,988 2,249	32,664 2,722
	*	Regional Manager (Inland Empire)	1	20,292 1,691	26,052 2,171	31,800 2,650
	*	Regional Manager (California/Southwest)	1	20,292 1,691	26,052 2,171	31,800 2,650
	*	Regional Manager (Hong Kong)	1	20,292 1,691	26,052 2,171	31,800 2,650
	*	Regional Manager (Far East)	1	18,360 1,530	21,780 1,815	25,200 2,100
	9	Regional Manager (Seattle)	2	18,360 1,530	21,780 1,815	25,200 2,100
	9	Regional Manager (Alaska)	1	18,360 1,530	21,780 1,815	25,200 2,100
	8	Manager, Inland Traffic Services	1	17,328 1,444	20,568 1,714	23,796 1,983
	8	Manager, Ocean Traffic Services	1	17,328 1,444	20,568 1,714	23,796 1,983
	8	Traffic Coordinator	5	17,328 1,444	20,568 1,714	23,796 1,983
	*	Asst. Regional Manager (Midwest/East Coast)	3	15,648 1,304	19,080 1,590	22,500 1,875
	3	Administrative Assistant	1	13,044 1,087	15,468 1,289	17,892 1,491

* Nongraded positions - explained in Section I.C.2.

Note: Additional positions listed on page 16 may be requested.

Salary Grade	Position Title	Auth'd No.	SALARY RANGES		
			Minimum	Midpoint	Maximum
MARKETING DEPARTMENT, Cont'd.					
Schedule B	9 Advertising Coordinator	1	\$ 926	\$1,095	\$1,264
	9 Staff Assistant	3	926	1,095	1,264
	8 Data Control Supervisor	1	865	1,027	1,188
	8 Senior Clerk	3	865	1,027	1,188
	6 Senior Data Control Technician	1	759	899	1,038
	6 Senior Stenographer	2	759	899	1,038
	6 Senior Transportation Clerk	3	759	899	1,038
	5 Data Control Technician	4	709	838	967
	5 Transportation Clerk	5	709	838	967
	5 Clerk A	9	709	838	967
	4 Stenographer	1	664	785	906

PERSONNEL AND INDUSTRIAL RELATIONS DEPARTMENT

Schedule A1	9 Director, Personnel and Industrial Relations	1	23,460 1,955	27,828 2,319	32,196 2,683
	4 Employee Relations and Equal Employment Manager	1	16,752 1,396	19,872 1,656	22,992 1,916
.....					
A2	6 Personnel Administrator	3	15,576 1,298	18,456 1,538	21,324 1,777
	5 Employee Relations Representative	1	14,652 1,221	17,376 1,448	20,100 1,675
	3 Assistant Personnel Administrator	3	13,044 1,087	15,468 1,289	17,892 1,491

Schedule B	8 Senior Clerk	4	865	1,027	1,188
	7 Secretary	1	811	961	1,110
	6 Senior Stenographer	1	759	899	1,038
	5 Clerk A	4	709	838	967
	4 Stenographer	1	664	785	906
	2 Clerk B	1	582	688	793

Note: Additional positions listed on page 16 may be requested.

Salary Grade	Position Title	Auth'd No.	SALARY RANGES			
			Minimum	Midpoint	Maximum	
PLANNING AND RESEARCH DEPARTMENT						
Schedule A1	10	Director of Planning and Research	1	\$25,152 2,096	\$29,808 2,484	\$34,464 2,872
	7	Assistant Director - Planning	1	20,568 1,714	24,384 2,032	28,200 2,350
.....						
A2	12	Senior Economic Advisor	1	21,492 1,791	25,488 2,124	29,472 2,456
	9	Senior Environmental Planner	1	18,360 1,530	21,780 1,815	25,200 2,100
	9	Senior Project Planner	1	18,360 1,530	21,780 1,815	25,200 2,100
	9	Senior Long-Range Analyst	1	18,360 1,530	21,780 1,815	25,200 2,100
	8	Economist	1	17,328 1,444	20,568 1,714	23,796 1,983
	7	Planner II	3	16,464 1,372	19,524 1,627	22,584 1,882
	6	Research Economist	2	15,576 1,298	18,456 1,538	21,324 1,777
	5	Planner I	2	14,652 1,221	17,376 1,448	20,100 1,675
	4	Environmentalist	1	13,860 1,155	16,452 1,371	19,032 1,586

Schedule B	9	Staff Assistant	1	926	1,095	1,264
	8	Research Specialist	1	865	1,027	1,188
	8	Assistant Planner	2	865	1,027	1,188
	8	Graduate Intern	2	865	1,027	1,188
	8	Senior Clerk	1	865	1,027	1,188
	6	Senior Stenographer	1	759	899	1,038
	5	Clerk A	2	709	838	967
	4	Stenographer	1	664	785	906
	2	Clerk B	1	582	688	793

Note: Additional positions listed on page 16 may be requested.

Salary Grade	Position Title	Auth'd No.	SALARY RANGES		
			Minimum	Midpoint	Maximum
<u>PURCHASING AND OFFICE SERVICES DEPARTMENT</u>					
Schedule A1	7 Director, Purchasing and Office Services	1	\$20,568 1,714	\$24,384 2,032	\$28,200 2,350
	2 Assistant Director, Purchasing and Office Services	1	14,640 1,220	17,376 1,448	20,112 1,676
.....					
A2	3 Buyer	3	13,044 1,087	15,468 1,289	17,892 1,491

Schedule B	10 Property Room Custodian	1	991	1,176	1,360
	10 Print Shop Supervisor	1	991	1,176	1,360
	10 Word Processing Center Supervisor	1	991	1,176	1,360
	10 Records Librarian	1	991	1,176	1,360
	8 Senior Clerk	2	865	1,027	1,188
	7 Word Processing Center Sr. Operator	2	811	961	1,110
	7 Stock Room Clerk	1	811	961	1,110
	7 Sr. Multilith Operator	1	811	961	1,110
	6 Multilith Operator	1	759	899	1,038
	6 Word Processing Center Operator	5	759	899	1,038
	5 Clerk A	5	709	838	967
	5 Chief Switchboard Operator	1	709	838	967
	4 Stenographer	1	664	785	906
	4 Word Processing Center Trainee	1	664	785	906
	3 Print Shop Assistant	1	618	734	850
	2 Relief Switchboard Operator	2	582	688	793
	2 Messenger	1	582	688	793
	2 Clerk B	1	582	688	793
	1 Mail Clerk	1	522	631	740

Note: Additional positions listed on page 16 may be requested.

Salary Grade	Position Title	Auth'd No.	SALARY RANGES		
			Minimum	Midpoint	Maximum
REAL ESTATE DEPARTMENT					
Schedule A1	8 Manager, Real Estate Services - Technical and Administrative	1	\$21,972 1,831	\$26,052 2,171	\$30,132 2,511
	7 Manager, Airport Real Estate	1	20,568 1,714	24,384 2,032	28,200 2,350
	7 Manager, Waterfront Real Estate	1	20,568 1,714	24,384 2,032	28,200 2,350
	5 Manager, General Services	1	17,892 1,491	21,240 1,770	24,576 2,048
.....					
A2	10 Airport Acquisition Specialist	1	19,368 1,614	22,980 1,915	26,580 2,215
	8 Rental Management Specialist	5	17,328 1,444	20,568 1,714	23,796 1,983
	6 Airport Relocation Supervisor	1	15,576 1,298	18,456 1,538	21,324 1,777
	2 Airport Acquisition Assistant	1	12,300 1,025	14,604 1,217	16,908 1,409
	2 Airport Relocation Representative	3	12,300 1,025	14,604 1,217	16,908 1,409

Schedule B	9 Real Estate Assistant	1	926	1,095	1,264
	9 Staff Assistant	1	926	1,095	1,264
	8 Custodial Supervisor	2	865	1,027	1,188
	7 Secretary	1	811	961	1,110
	7 Security Supervyisor	1	811	961	1,110
	6 Security Guard	5	759	899	1,038
	6 Utilities Monitor	1	759	899	1,038
	6 Senior Stenographer	1	759	899	1,038
	5 Clerk A	2	709	838	967
	5 Custodian	7	709	838	967
	4 Stenographer	2	664	785	906
	2 Clerk B	1	582	688	793

Note: Additional positions listed on page 16 may be requested.

Salary Grade	Position Title	Auth'd No.	SALARY RANGES		
			Minimum	Midpoint	Maximum
SYSTEMS AND DATA PROCESSING DEPARTMENT					
Schedule A1	11 Director, Systems and Data Processing	1	\$26,892 2,241	\$31,872 2,656	\$36,852 3,071
	7 Manager of Systems	1	20,568 1,714	24,384 2,032	28,200 2,350
	6 Manager of Data Processing	1	19,236 1,603	22,800 1,900	26,352 2,196
	2 Computer Operations Supervisor	1	14,640 1,220	17,376 1,448	20,112 1,676
.....					
A2	10 Systems Supervisor	4	19,368 1,614	22,980 1,915	26,580 2,215
	9 Systems Analyst	6	18,360 1,530	21,780 1,815	25,200 2,100
	9 Software Systems Analyst	5	18,360 1,530	21,780 1,815	25,200 2,100
	8 Analyst/Programmer	9	17,328 1,444	20,568 1,714	23,796 1,983
	5 Programmer	8	14,652 1,221	17,376 1,448	20,100 1,675
	5 Systems and Procedures Analyst	2	14,652 1,221	17,376 1,448	20,100 1,675

Schedule B	11 Senior Computer Operator	4	1,058	1,257	1,455
	9 Systems Analyst Trainee	3	926	1,095	1,264
	9 Senior Control Supervisor	1	926	1,095	1,264
	9 Staff Assistant	1	926	1,095	1,264
	8 Programmer Trainee	1	865	1,027	1,188
	8 Keypunch Supervisor	1	865	1,027	1,188
	8 Senior Clerk	3	865	1,027	1,188
	8 Computer Operator	5	865	1,027	1,188
	6 Computer Operator Trainee	2	759	899	1,038
	6 Senior Keypunch Operator	2	759	899	1,038
	6 Senior Stenographer	1	759	899	1,038
	6 Senior Data Control Technician	3	759	899	1,038
	5 Keypunch Operator	6	709	838	967
	5 Data Control Technician	8	709	838	967
	5 Clerk A	2	709	838	967
	4 Stenographer	1	664	785	906
	2 Clerk B	1	582	688	793

Note: Additional positions listed on page 16 may be requested.

Salary Grade	Position Title	Auth'd No.	SALARY RANGES		
			Minimum	Midpoint	Maximum
<u>MULTI-DEPARTMENT</u>					
Schedule A2 3	Administrative Assistant	4	\$13,044 1,087	\$15,468 1,289	\$17,892 1,491

Schedule B 9	Staff Assistant	4	926	1,095	1,264
8	Graduate Intern	4	865	1,027	1,188
8	Senior Clerk	6	865	1,027	1,188
7	Secretary	6	811	961	1,110
7	Stock Room Clerk	2	811	961	1,110
6	Senior Data Control Technician	4	759	899	1,038
5	Data Control Technician	6	709	838	967
2	Messenger	2	582	688	793
6	Senior Stenographer)	8	759	899	1,038
4	Stenographer)				
5	Clerk A)	16	709	838	967
2	Clerk B)				
*	Student Intern	6	Prevailing Rates Paid (as determined in Section I.C.4.)		

*Nongraded position - explained in Section I.C.3.

Note: When a department has used all authorized positions provided on a previous page, positions on this page may be requested from the Personnel Department, pending budgetary approval.

PORT OF SEATTLE
MEMORANDUM

DATE March 2, 1977
TO Lawrence R. Wheeler, Director of Personnel
FROM Iola M. Umphrey, Executive Assistant
SUBJECT Minutes of Commission Meeting (for your files)

Attached is an excerpt from the minutes of the meeting of the Port Commission held on February 24, 1977.

This excerpt relates to the agenda item which originated in your department and is furnished for your information, necessary follow-through, and files.

cc: Messrs. Hogan, Benett, Yoshioka, Muller, Levinger, Boyle, Rooth, Shay, and Ljungren

No. 2656, was presented in positions due to the realignment of duties and responsibilities in the reorganization of the Executive Department. Other positions have been reevaluated in line with the Port's ongoing job evaluation program. Moved by Mr. Adlum that approval be given to amend Exhibit A of Salary and Benefit Resolution No. 2656 as follows:

Amendment 1

A. Reevaluation and Title Change - Deputy Executive Director

This position is responsible for the direction of the Operations and Facilities group (Aviation, Marine, Real Estate and Engineering Departments). This position serves as the Executive Director in the absence of the Executive Director. The former title for this position was Deputy General Manager.

<u>Authorized No.</u>	<u>Present Salary Range</u>			<u>Proposed Salary Range</u>		
	<u>Min.</u>	<u>Mid.</u>	<u>Max.</u>	<u>Min.</u>	<u>Mid.</u>	<u>Max.</u>
1	\$37,668 3,139	\$44,652 3,721	\$51,636 4,303	\$34,164 2,847	\$40,512 3,376	\$46,848 3,904

B. Reevaluation and Title Change - Senior Director, Operations and Facilities

This position manages the Real Estate Department and is under the direction of the Deputy Executive Director. The position is responsible for negotiations of major acquisitions and leases and for developing and implementing the Port plan for facility utilization. The Senior Director, Operations and Facilities serves in the absence of the Deputy Executive Director to perform the duties of that position. The former title for the position was Director of Real Estate.

<u>Authorized No.</u>	<u>Present Salary Range</u>			<u>Proposed Salary Range</u>		
	<u>Min.</u>	<u>Mid.</u>	<u>Max.</u>	<u>Min.</u>	<u>Mid.</u>	<u>Max.</u>
1	\$27,432 2,286	\$32,544 2,712	\$37,644 3,137	\$28,668 2,389	\$33,996 2,833	\$39,312 3,276

C. Reevaluation and Title Change - Senior Director, Finance and Administration

This position provides overall financial management and management of the Port's administrative activities, including direction of the Accounting Department, the Systems and Data Processing Department, the Department of Purchasing and Office Services, in addition to Financial Planning and Budget, Insurance, Claims and Safety, and Internal Audit. The former title of this position was Director of Finance and Administration.

<u>Authorized No.</u>	<u>Present Salary Range</u>			<u>Proposed Salary Range</u>		
	<u>Min.</u>	<u>Mid.</u>	<u>Max.</u>	<u>Min.</u>	<u>Mid.</u>	<u>Max.</u>
1	\$30,012 2,501	\$35,580 2,965	\$41,136 3,428	\$30,264 2,522	\$35,880 2,990	\$41,496 3,458

D. New Position - Senior Director, Planning and Port Relations

This position provides overall direction for those organizations and functions dealing with the Port's publics. This includes: Planning and Research Department, Marketing Department, Department of Personnel and Industrial Relations, and the Public Information, Special Services and legal staff sections. The position is also responsible for the intergovernmental relations functions of Port operations.

<u>Authorized No.</u>	<u>Proposed Salary Range</u>		
	<u>Min.</u>	<u>Mid.</u>	<u>Max.</u>
1	\$30,804	\$36,516	\$42,228
	2,567	3,043	3,519

II. The following new graded position is proposed:

A. Director of Special Services

Under the general direction of the Senior Director, Planning and Port Relations, this position assists Port management by arranging special events and visits from representatives of business and government. The position plays a key role in the sensitive handling and scheduling of Port functions which have a significant impact on Port relations. This position supervises the World Trade Center staff at Sea-Tac International Airport and coordinates with the media as required.

<u>Schedule</u>	<u>Grade</u>	<u>Authorized No.</u>	<u>Proposed Salary Range</u>		
			<u>Min.</u>	<u>Mid.</u>	<u>Max.</u>
A2	10	1	\$18,480	\$21,924	\$25,356
			1,540	1,827	2,113

III. Marine Department - Proposed Evaluations of Management Positions

A. New Position - Manager, Container Operations

This position reports to the Manager, Marine Terminals and Warehousing Operations and is responsible for directing the operation of the Port's primary container terminals (18 and 102). The position is responsible for the efficient receipt and delivery of containerized cargo and for maintaining effective relationships with waterfront labor and related organizations. The position has direct responsibility over 23 employees and also indirectly supervises the employees of stevedoring companies and a large number of union employees. The evaluation was requested by Marine departmental management in recognition of the ever-increasing sophistication of knowledge and expertise required in management of the containerized cargo-handling function and because of the increasing relative importance and greater volume of containerized cargo.

<u>Schedule</u>	<u>Grade</u>	<u>Authorized No.</u>	<u>Proposed Salary Range</u>		
			<u>Min.</u>	<u>Mid.</u>	<u>Max.</u>
A1	8	1	\$20,964 1,747	\$24,864 2,072	\$28,752 2,396

B. Reevaluation and Title Change - Manager, Warehousing

This position reports to the Manager, Marine Terminals and Warehousing Operations. The position directs the operation of the overland common point (O.C.P.) warehouses and represents the Port to import customers and waterfront unions associated with Port warehousing services. The position directly supervises 35 Port salaried employees and 80 to 90 union employees. A recognition of the necessity for creative and innovative approaches in meeting customer needs was an important consideration in the reevaluation of this position, along with the growing importance of O.C.P. warehousing to the Port's competitive position. The former title of this position was Warehouse Superintendent.

	<u>Schedule</u>	<u>Grade</u>	<u>Authorized No.</u>	<u>Salary Range</u>		
				<u>Min.</u>	<u>Mid.</u>	<u>Max.</u>
Present	A1	7	1	\$19,620 1,635	\$23,268 1,939	\$26,904 2,242
Proposed	A1	8	1	20,964 1,747	24,864 2,072	28,752 2,396

IV. Planning and Research Department

A. Reevaluation and Title Change - Senior Economic Advisor

This reevaluation takes into account a realignment and adjustment of supervisory relationships in the research section of the Planning and Research Department. The purpose of this change is to better utilize personnel resources of the department and to cover the increasing emphasis required in dealing with statistical and economic trade matters. The effect of this proposal is to focus the function of the position toward more sophisticated professional activity and away from the primary activity of management. The proposed position acts as Senior Economic Advisor to Port management in matters of economic research and in forecasting related to Port operations. The position also assists the Director of Planning and Research in performance of administrative tasks. The former title of this position was Assistant Director, Research.

	<u>Schedule</u>	<u>Grade</u>	<u>Authorized No.</u>	<u>Salary Range</u>		
				<u>Min.</u>	<u>Mid.</u>	<u>Max.</u>
Present	A1	8	1	\$20,964 1,747	\$24,864 2,072	\$28,752 2,396
Proposed	A2	12	1	20,508 1,709	24,312 2,026	28,116 2,343

V. Systems and Data Processing Department

A. New Position - Computer Operator Trainee

The purpose of this proposed position is to provide an entry-level opportunity in a specialized field without requiring previous related experience. This is consistent with the Port's Affirmative Action Plan. High school and two years of college with an Associate of Arts degree in Data Processing or equivalent business school is required. The individuals assigned to this position will be trained to operate a computer and other data processing production equipment.

<u>Schedule</u>	<u>Grade</u>	<u>Authorized No.</u>	<u>Proposed Salary Range</u>		
			<u>Min.</u>	<u>Mid.</u>	<u>Max.</u>
B	6	2	\$724	\$857	\$990

VI. Marketing Department

A. New Position - Senior Transportation Clerk

This proposed position provides clerical support for the Traffic Coordinator, Senior Traffic Coordinator and Manager of OCP Traffic to facilitate the movement and billing of OCP cargo. The position also responds to customer inquiries and complaints. Inquiries handled include providing billing and pricing information. The position acts in a lead capacity regarding those employees classified as Transportation Clerks.

<u>Schedule</u>	<u>Grade</u>	<u>Authorized No.</u>	<u>Proposed Salary Range</u>		
			<u>Min.</u>	<u>Mid.</u>	<u>Max.</u>
B	6	3	\$724	\$857	\$990

VII. Other Job Reevaluations and Title Changes

In compliance with the conditions set forth in Section II of Salary Resolution No. 2656, and in the interest of providing complete information, the Port Commission is notified of the following job reevaluations and title changes. (Commission approval for reevaluations is not required for any Schedule B positions, for Schedule A2 positions below Grade 11 or for Schedule A1 positions below Grade 7.)

A. Executive Department

1. Reevaluation - Executive Assistant

	<u>Schedule</u>	<u>Grade</u>	<u>Authorized - No.</u>	<u>Salary Range - Monthly</u>		
				<u>Min.</u>	<u>Mid.</u>	<u>Max.</u>
Former	A2	6	1	\$1,238	\$1,467	\$1,695
New	A1	4	1	1,332	1,580	1,828

B. Purchasing and Office Services Department

1. Reevaluation - Assistant Director, Purchasing and Office Services

	<u>Schedule</u>	<u>Grade</u>	<u>Authorized No.</u>	<u>Salary Range - Monthly</u>		
				<u>Min.</u>	<u>Mid.</u>	<u>Max.</u>
Former	A2	5	1	\$1,165	\$1,382	\$1,598
New	A1	2	1	1,164	1,382	1,599

2. Reevaluation - Print Shop Supervisor

	<u>Schedule</u>	<u>Grade</u>	<u>Authorized No.</u>	<u>Salary Range - Monthly</u>		
				<u>Min.</u>	<u>Mid.</u>	<u>Max.</u>
Former	B	9	1	\$883	\$1,045	\$1,206
New	B	10	1	945	1,121	1,297

3. Reevaluation - Word Processing Center Supervisor

	<u>Schedule</u>	<u>Grade</u>	<u>Authorized No.</u>	<u>Salary Range - Monthly</u>		
				<u>Min.</u>	<u>Mid.</u>	<u>Max.</u>
Former	B	9	1	\$883	\$1,045	\$1,206
New	B	10	1	945	1,121	1,297

4. Reevaluation and Title Change - Librarian

New title is Records Librarian.

	<u>Schedule</u>	<u>Grade</u>	<u>Authorized No.</u>	<u>Salary Range - Monthly</u>		
				<u>Min.</u>	<u>Mid.</u>	<u>Max.</u>
Former	B	9	1	\$883	\$1,045	\$1,206
New	B	10	1	945	1,121	1,297

C. Public Relations Department - the title of this section has been changed to Public Information.

1. Title change only - Director, Public Relations; new title is Director, Public Information.
2. Title change only - Assistant Director, Public Relations; new title is Assistant Director, Public Information.
3. Title change only - Public Relations Assistant; new title is Public Information Assistant.
4. Deletion of position - Editorial Assistant.

D. Aviation Department

1. Reevaluation - Parking Superintendent

	<u>Schedule</u>	<u>Grade</u>	<u>Authorized No.</u>	<u>Salary Range - Monthly</u>		
				<u>Min.</u>	<u>Mid.</u>	<u>Max.</u>
Former	A1	5	1	\$1,422	\$1,688	\$1,954
New	A1	6	1	1,529	1,812	2,095

E. Engineering Department

1. Reevaluation and Title Change - Assistant Maintenance Superintendent; new title is Small Works Contract Administrator

	<u>Schedule</u>	<u>Grade</u>	<u>Authorized No.</u>	<u>Salary Range - Monthly</u>		
				<u>Min.</u>	<u>Mid.</u>	<u>Max.</u>
Former	A1	5	1	\$1,422	\$1,688	\$1,954
New	A2	B	1	1,378	1,635	1,892

F. Marine Department

1. Reevaluation and Title Change - Clerk A, Shilshole Marina; new title is Marina Clerk

	<u>Schedule</u>	<u>Grade</u>	<u>Authorized No.</u>	<u>Salary Range - Monthly</u>		
				<u>Min.</u>	<u>Mid.</u>	<u>Max.</u>
Former	B	5	2	\$676	\$800	\$923
New	B	6	2	724	857	990

G. Planning and Research Department

1. Reevaluation - Research Economist

	<u>Schedule</u>	<u>Grade</u>	<u>Authorized No.</u>	<u>Salary Range - Monthly</u>		
				<u>Min.</u>	<u>Mid.</u>	<u>Max.</u>
Former	A2	5	2	\$1,165	\$1,382	\$1,598
New	A2	6	2	1,238	1,467	1,695

H. Systems and Data Processing Department

1. Reevaluation - Computer Operator



	<u>Schedule</u>	<u>Grade</u>	<u>Authorized No.</u>	<u>Salary Range - Monthly</u>		
				<u>Min.</u>	<u>Mid.</u>	<u>Max.</u>
Former	B	7	5	\$774	\$917	\$1,059
New	B	8	5	825	979	1,133

Port Commission Minutes, February 24, 1977, p. 9.

I. Trade Development Department - the title of this department has been changed to Marketing.

1. Title change only - Director of Trade Development; new title is Director, Marketing.
2. Title change only - Manager, Marketing; new title is Deputy Director, Marketing.

Motion unanimously carried.



DEPARTMENT

Salary Grade	Position Title	Auth'd No.	SALARY RANGES				
			Minimum	Midpoint	Maximum		
<u>Public Information Section</u>							
Schedule A1	8	Director, Public Information	1	\$20,964 1,747	\$24,864 2,072	\$28,752 2,396	
	6	Assistant Director, Public Information	1	18,348 1,529	21,744 1,812	25,140 2,095	
						
	A2	7	Editor	1	15,708 1,309	18,624 1,552	21,540 1,795
		5	Public Information Assistant	1	13,980 1,165	16,584 1,382	19,176 1,598
		5	Photographer	1	13,980 1,165	16,584 1,382	19,176 1,598
		3	Assistant Editor	1	12,444 1,037	14,760 1,230	17,064 1,422

	Schedule B	7	Assistant Photographer	1	774	917	1,059
		6	Senior Stenographer	1	724	857	990
5		Clerk A	1	676	800	923	
4		Stenographer	1	633	749	864	
2		Clerk B	1	555	656	757	
 <u>ACCOUNTING DEPARTMENT</u>							
Schedule A1	9	Director of Accounting and Port Auditor	1	22,380 1,865	26,556 2,213	30,720 2,560	
	3	Supervisor, General Accounting	1	14,988 1,249	17,760 1,480	20,520 1,710	
	3	Supervisor, Customer Accounting	1	14,988 1,249	17,760 1,480	20,520 1,710	
						
	A2	6	Accounting Systems Analyst	1	14,856 1,238	17,604 1,467	20,340 1,695
		4	Senior Accountant	4	13,224 1,102	15,696 1,308	18,156 1,513
		3	Accountant	4	12,444 1,037	14,760 1,230	17,064 1,422

	Schedule B	9	Staff Assistant	1	883	1,045	1,206
		8	Graduate Intern	1	825	979	1,133
8		Senior Clerk	6	825	979	1,133	
6		Senior Stenographer	1	724	857	990	
5		Clerk A	16	676	800	923	
4		Stenographer	1	633	749	864	
2		Clerk B	1	555	656	757	

Note: Additional positions listed on page 16 may be requested.

Salary Grade	Position Title	Auth'd No.	SALARY RANGES			
			Minimum	Midpoint	Maximum	
AVIATION DEPARTMENT						
Schedule A1	13	Director of Aviation	1	\$29,364 2,447	\$34,836 2,903	\$40,308 3,359
	10	Deputy Director of Aviation - Operations and Maintenance	1	24,000 2,000	28,440 2,370	32,880 2,740
	9	Deputy Director of Aviation - Administration	1	22,380 1,865	26,556 2,213	30,720 2,560
	9	Superintendent of Maintenance - Airport	1	22,380 1,865	26,556 2,213	30,720 2,560
	9	Superintendent of Operations	1	22,380 1,865	26,556 2,213	30,720 2,560
	8	Electrical Superintendent	1	20,964 1,747	24,864 2,072	28,752 2,396
	8	Electronics Superintendent	1	20,964 1,747	24,864 2,072	28,752 2,396
	8	Mechanical Superintendent	1	20,964 1,747	24,864 2,072	28,752 2,396
	6	Assistant Superintendent of Operations	2	18,348 1,529	21,744 1,812	25,140 2,095
	6	Parking Superintendent	1	18,348 1,529	21,744 1,812	25,140 2,095
	5	Operations Supervisor	6	17,064 1,422	20,256 1,688	23,448 1,954
	5	Field Superintendent	1	17,064 1,422	20,256 1,688	23,448 1,954
	5	Assistant Electrical Superintendent	1	17,064 1,422	20,256 1,688	23,448 1,954
	5	Assistant Electronics Superintendent	1	17,064 1,422	20,256 1,688	23,448 1,954
	5	Assistant Mechanical Superintendent	1	17,064 1,422	20,256 1,688	23,448 1,954
	4	Building Superintendent	1	15,984 1,332	18,960 1,580	21,936 1,828
	4	Transit System Reliability and Quality Control Supervisor	1	15,984 1,332	18,960 1,580	21,936 1,828
	2	Asst. Parking Superintendent	1	13,968 1,164	16,584 1,382	19,188 1,599
.....						
A2	11	Transit System Specialist - Electronic	1	19,512 1,626	23,136 1,928	26,760 2,230
	11	Transit System Specialist - Electrical/ Mechanical	1	19,512 1,626	23,136 1,928	26,760 2,230
	3	Administrative Assistant	1	12,444 1,037	14,760 1,230	17,064 1,422

Note: Additional positions listed on page 16 may be requested.

Salary Grade	Position Title	Auth'd No.	SALARY RANGES			
			Minimum	Midpoint	Maximum	
<u>AVIATION DEPARTMENT, Cont'd.</u>						
Schedule B	13	Maintenance Shift Coordinator	9	\$1,160	\$1,375	\$1,590
	12	Inspector, Fire Alarm Systems	1	1,083	1,284	1,484
	12	Operations Controller	10	1,083	1,284	1,484
	12	Maintenance Storekeeper	1	1,083	1,284	1,484
	11	Lead Waste Plant Operator	1	1,009	1,199	1,388
	10	Waste Plant Operator	2	945	1,121	1,297
	10	Ramp Controller	9	945	1,121	1,297
	9	Staff Assistant	1	883	1,045	1,206
	8	Senior Clerk	4	825	979	1,133
	7	Secretary	1	774	917	1,059
	7	Stock Room Clerk	4	774	917	1,059
	6	Senior Stenographer	3	724	857	990
	6	Fire Dept. Clerk	2	724	857	990
	5	Clerk A	7	676	800	923
	4	Stenographer	1	633	749	864
	2	Clerk B	2	555	656	757
	2	Messenger	1	555	656	757

Note: Additional positions listed on page 16 may be requested.

<u>Salary Grade</u>	<u>Position Title</u>	<u>Auth'd No.</u>	<u>Salary Rate</u>
---------------------	-----------------------	-------------------	--------------------

AVIATION DEPARTMENT, Cont'd.

Police Department

Schedule A1	P	Chief of Port Police	1	\$25,896 2,158
	P	Assistant Chief of Port Police	2	23,760 1,980
	P	Captain	5	22,068 1,839
	P	Lieutenant	3	20,496 1,708

Base Salary Rate

Schedule B	P	*Sergeant	11	*\$1,531
------------	---	-----------	----	----------

Fire Department

				<u>Salary Rate</u>
Schedule A1	F	Fire Chief	1	\$25,896 2,158
	F	Assistant Fire Chief	1	23,760 1,980
	F	Captain	5	21,792 1,816

Base Salary Rate

**Rate with 5%

Schedule B	F	*Lieutenant	5	*\$1,531	\$1,608
	F	*Firefighter A)		* 1,405	1,475
	F	Firefighter B)		1,338	1,405
	F	Firefighter C)	42	1,274	1,338
	F	Firefighter D)		1,213	1,274
	F	Firefighter E)		1,129	1,185

*These classifications are eligible for longevity premiums as detailed in Section IV.B.2.b.

**These salaries include 5% work schedule differential explained in Section IV.B.4.a.

Salary Grade	Position Title	Auth'd No.	SALARY RANGES			
			Minimum	Midpoint	Maximum	
<u>ENGINEERING DEPARTMENT</u>						
Schedule A1	13	Chief Engineer	1	\$29,364 2,447	\$34,836 2,903	\$40,308 3,359
	10	Assistant Chief Engineer	1	24,000 2,000	28,440 2,370	32,880 2,740
	10	Chief Construction Engineer	1	24,000 2,000	28,440 2,370	32,880 2,740
	9	Manager - Electrical and Mechanical Engineering	1	22,380 1,865	26,556 2,213	30,720 2,560
	9	Managing Architect	1	22,380 1,865	26,556 2,213	30,720 2,560
	9	Manager - Waterfront Engineering	1	22,380 1,865	26,556 2,213	30,720 2,560
	9	Manager - Airport Engineering	1	22,380 1,865	26,556 2,213	30,720 2,560
	9	Chief Facilities Engineer	1	22,380 1,865	26,556 2,213	30,720 2,560
	9	Superintendent of Maintenance - Waterfront	1	22,380 1,865	26,556 2,213	30,720 2,560
	8	Construction Manager	1	20,964 1,747	24,864 2,072	28,752 2,396
	8	Chief Administrative Engineer	1	20,964 1,747	24,864 2,072	28,752 2,396
	8	Supervisor - Cargo Handling Equipment	1	20,964 1,747	24,864 2,072	28,752 2,396
	8	Supervisor - Buildings and Grounds	1	20,964 1,747	24,864 2,072	28,752 2,396
	7	Resident Engineer	5	19,620 1,635	23,268 1,939	26,904 2,242
	5	Chief of Surveys	1	17,064 1,422	20,256 1,688	23,448 1,954
	5	Night Maintenance Supervisor	1	17,064 1,422	20,256 1,688	23,448 1,954
	4	Maintenance Supervisor	6	15,984 1,332	18,960 1,580	21,936 1,828
	3	Drafting Manager	1	14,988 1,249	17,760 1,480	20,520 1,710
	2	Engineering Administration Supervisor	1	13,968 1,164	16,584 1,382	19,188 1,599

Salary Grade	Position Title	Auth'd No.	SALARY RANGES		
			Minimum	Midpoint	Maximum
<u>ENGINEERING DEPARTMENT, Cont'd.</u>					
Schedule A2	12 Architect	2	\$20,508 1,709	\$24,312 2,026	\$28,116 2,343
	12 Senior Engineer	9	20,508 1,709	24,312 2,026	28,116 2,343
	10 Senior Contracts Administrator	1	18,480 1,540	21,924 1,827	25,356 2,113
	9 Associate Architect	2	17,520 1,460	20,784 1,732	24,036 2,003
	9 Associate Engineer	9	17,520 1,460	20,784 1,732	24,036 2,003
	9 Senior Designer	3	17,520 1,460	20,784 1,732	24,036 2,003
	8 Small Works Contract Administrator	1	16,536 1,378	19,620 1,635	22,704 1,892
	7 Contracts Administrator	3	15,708 1,309	18,624 1,552	21,540 1,795
	6 Assistant Engineer	3	14,856 1,238	17,604 1,467	20,340 1,695
	6 Associate Designer	4	14,856 1,238	17,604 1,467	20,340 1,695
	5 Junior Engineer	6	13,980 1,165	16,584 1,382	19,176 1,598
	3 Administrative Assistant	1	12,444 1,037	14,760 1,230	17,064 1,422

Note: Additional positions listed on page 16 may be requested.

Salary Grade	Position Title	Auth'd No.	SALARY RANGES			
			Minimum	Midpoint	Maximum	
<u>ENGINEERING DEPARTMENT, Cont'd.</u>						
<u>Administrative</u>						
Schedule B	9	Work Order Administrator	1	\$ 883	\$ 1,045	\$ 1,206
	9	Staff Assistant	2	883	1,045	1,206
	8	Senior Clerk	2	825	979	1,133
	6	Senior Stenographer	2	724	857	990
	5	Clerk A	5	676	800	923
	4	Stenographer	1	633	749	864
	2	Clerk B	1	555	656	757
<u>Design</u>						
	11	Designer	2	1,009	1,199	1,388
	9	Senior Drafter	6	883	1,045	1,206
	8	Drafter II	2	825	979	1,133
	6	Drafter I	1	724	856	990
	6	Engineering Reproduction Technician	1	724	856	990
<u>Construction</u>						
	15	Senior Construction Inspector	5	1,324	1,570	1,815
	12	Associate Construction Inspector	6	1,083	1,284	1,484
	10	Assistant Construction Inspector	8	945	1,121	1,297
<u>Survey</u>						
	14	Survey Party Chief	2	1,237	1,467	1,697
	13	Senior Survey Technician	2	1,160	1,375	1,590
	12	Survey Instrument Technician	3	1,083	1,284	1,484
	10	Survey Head Chainer	3	945	1,121	1,297
	9	Survey Rear Chainer	2	883	1,045	1,206
	9	Survey Technician	1	883	1,045	1,206
<u>Maintenance</u>						
	12	Maintenance Storekeeper	1	1,083	1,284	1,484
	8	Maintenance Dispatch and Supply Clerk	3	825	979	1,133
	7	Stock Room Clerk	3	774	917	1,059

Note: Additional positions listed on page 16 may be requested.

Salary Grade	Position Title	Auth'd No.	SALARY RANGES		
			Minimum	Midpoint	Maximum
<u>MARINE DEPARTMENT</u>					
Schedule A1	12 Director, Marine Department	1	\$27,432 2,286	\$32,544 2,712	\$37,644 3,137
	10 Manager, Marine Terminals and Warehousing Operations	1	24,000 2,000	28,440 2,370	32,880 2,740
	8 Manager, Warehousing	1	20,964 1,747	24,864 2,072	28,752 2,396
	8 Manager, Container Operations	1	20,964 1,747	24,864 2,072	28,752 2,396
	7 Terminal Superintendent	4	19,620 1,635	23,268 1,939	26,904 2,242
	4 Marina Superintendent	2	15,984 1,332	18,960 1,580	21,936 1,828
	3 Assistant Terminal Superintendent	6	14,988 1,249	17,760 1,480	20,520 1,710
	3 Assistant Warehouse Superintendent	3	14,988 1,249	17,760 1,480	20,520 1,710
.....					
A2	5 Marine Terminals Assistant	1	13,980 1,165	16,584 1,382	19,176 1,598
	4 Assistant Marina Superintendent	2	13,224 1,102	15,696 1,308	18,156 1,513
	4 Sanitarian	1	13,224 1,102	15,696 1,308	18,156 1,513

Schedule B	12 Floor Supervisor	1	1,083	1,284	1,484
	11 Chief Freight Agent	10	1,009	1,199	1,388
	10 Dispatcher	2	945	1,121	1,297
	10 Freight Agent	12	945	1,121	1,297
	10 Marina Maintenance Foreman	1	945	1,121	1,297
	9 Staff Assistant	1	883	1,045	1,206
	8 Marina Attendant II	8	825	979	1,133
	8 Senior Clerk	6	825	979	1,133
	6 Marina Attendant I	16	724	857	990
	6 Marina Clerk	2	724	857	990
	6 Moorage Clerk	1	724	857	990
	6 Freight Clerk	10	724	857	990
	6 Security Guard	1	724	857	990
	6 Senior Stenographer	1	724	857	990
	5 Custodian	1	676	800	923
	5 Data Control Technician	4	676	800	923
	5 Clerk A	27	676	800	923
	4 Stenographer	1	633	749	864
	2 Clerk B	8	555	656	757

Note: Additional positions listed on page 16 may be requested.

Salary Grade	Position Title	Auth'd No.	SALARY RANGES			
			Minimum	Midpoint	Maximum	
MARKETING DEPARTMENT						
Schedule A1	12	Director, Marketing	1	\$27,432 2,286	\$32,544 2,712	\$37,644 3,137
	11	Deputy Director, Marketing	1	25,656 2,138	30,408 2,534	35,160 2,930
	7	Manager, OCP Traffic	1	19,620 1,635	23,268 1,939	26,904 2,242
	6	Traffic Manager, Rates and Tariffs	1	18,348 1,529	21,744 1,812	25,140 2,095
	6	Senior Traffic Coordinator	1	18,348 1,529	21,744 1,812	25,140 2,095
.....						
A2	*	Regional Manager (Midwest)	1	20,592 1,716	26,076 2,173	31,560 2,630
	*	Regional Manager (Inland Empire)	1	19,356 1,613	24,852 2,071	30,336 2,528
	*	Regional Manager (California/Southwest)	1	19,356 1,613	24,852 2,071	30,336 2,528
	*	Regional Manager (Hong Kong)	1	19,356 1,613	24,852 2,071	30,336 2,528
	*	Regional Manager (Far East)	1	17,520 1,460	20,784 1,732	24,036 2,003
	9	Regional Manager (Seattle)	2	17,520 1,460	20,784 1,732	24,036 2,003
	9	Regional Manager (Alaska)	1	17,520 1,460	20,784 1,732	24,036 2,003
	8	Manager, Inland Traffic Services	1	16,536 1,378	19,620 1,635	22,704 1,892
	8	Manager, Ocean Traffic Services	1	16,536 1,378	19,620 1,635	22,704 1,892
	8	Traffic Coordinator	5	16,536 1,378	19,620 1,635	22,704 1,892
	*	Asst. Regional Manager (Midwest/East Coast)	3	15,132 1,261	18,444 1,537	21,756 1,813
	3	Administrative Assistant	1	12,444 1,037	14,760 1,230	17,064 1,422

* Nongraded positions - explained in Section I.C.2.

Note: Additional positions listed on page 16 may be requested.

Salary Grade	Position Title	Auth'd No.	SALARY RANGES		
			Minimum	Midpoint	Maximum
<u>MARKETING DEPARTMENT, Cont'd.</u>					
Schedule B	9 Advertising Coordinator	1	\$ 883	\$1,045	\$1,206
	9 Staff Assistant	3	883	1,045	1,206
	8 Data Control Supervisor	1	825	979	1,133
	8 Senior Clerk	3	825	979	1,133
	6 Senior Data Control Technician	1	724	857	990
	6 Senior Stenographer	2	724	857	990
	6 Senior Transportation Clerk	3	724	857	990
	5 Data Control Technician	4	676	800	923
	5 Transportation Clerk	5	676	800	923
	5 Clerk A	9	676	800	923
	4 Stenographer	1	633	749	864

PERSONNEL AND INDUSTRIAL RELATIONS DEPARTMENT

Schedule A1	9 Director, Personnel and Industrial Relations	1	22,380 1,865	26,556 2,213	30,720 2,560
	4 Employee Relations and Equal Employment Manager	1	15,984 1,332	18,960 1,580	21,936 1,828
.....					
A2	6 Personnel Administrator	3	14,856 1,238	17,604 1,467	20,340 1,695
	5 Employee Relations Representative	1	13,980 1,165	16,584 1,382	19,176 1,598
	3 Assistant Personnel Administrator	3	12,444 1,037	14,760 1,230	17,064 1,422

Schedule B	8 Senior Clerk	4	825	979	1,133
	7 Secretary	1	774	917	1,059
	6 Senior Stenographer	1	724	857	990
	5 Clerk A	4	676	800	923
	4 Stenographer	1	633	749	864
	2 Clerk B	1	555	656	757

Note: Additional positions listed on page 16 may be requested.

Salary Grade	Position Title	Auth'd No.	SALARY RANGES			
			Minimum	Midpoint	Maximum	
<u>PLANNING AND RESEARCH DEPARTMENT</u>						
Schedule A1	10	Director of Planning and Research	1	\$24,000 2,000	\$28,440 2,370	\$32,880 2,740
	7	Assistant Director - Planning	1	19,620 1,635	23,268 1,939	26,904 2,242
.....						
A2	12	Senior Economic Advisor	1	20,508 1,709	24,312 2,026	28,116 2,343
	9	Senior Environmental Planner	1	17,520 1,460	20,784 1,732	24,036 2,003
	9	Senior Project Planner	1	17,520 1,460	20,784 1,732	24,036 2,003
	9	Senior Long-Range Analyst	1	17,520 1,460	20,784 1,732	24,036 2,003
	8	Economist	1	16,536 1,378	19,620 1,635	22,704 1,892
	7	Planner II	3	15,708 1,309	18,624 1,552	21,540 1,795
	6	Research Economist	2	14,856 1,238	17,604 1,467	20,340 1,695
	5	Planner I	2	13,980 1,165	16,584 1,382	19,176 1,598
	4	Environmentalist	1	13,224 1,102	15,696 1,308	18,156 1,513

Schedule B	9	Staff Assistant	1	883	1,045	1,206
	8	Research Specialist	1	825	979	1,133
	8	Assistant Planner	2	825	979	1,133
	8	Graduate Intern	2	825	979	1,133
	8	Senior Clerk	1	825	979	1,133
	6	Senior Stenographer	1	724	857	990
	5	Clerk A	2	676	800	923
	4	Stenographer	1	633	749	864
	2	Clerk B	1	555	656	757

Note: Additional positions listed on page 16 may be requested.

Salary Grade	Position Title	Auth'd No.	SALARY RANGES		
			Minimum	Midpoint	Maximum
<u>PURCHASING AND OFFICE SERVICES DEPARTMENT</u>					
Schedule A1	7 Director, Purchasing and Office Services	1	\$19,620 1,635	\$23,268 1,939	\$26,904 2,242
	2 Assistant Director, Purchasing and Office Services	1	13,968 1,164	16,584 1,382	19,188 1,599
.....					
A2	3 Buyer	3	12,444 1,037	14,760 1,230	17,064 1,422

Schedule B	10 Property Room Custodian	1	945	1,121	1,297
	10 Print Shop Supervisor	1	945	1,121	1,297
	10 Word Processing Center Supervisor	1	945	1,121	1,297
	10 Records Librarian	1	945	1,121	1,297
	8 Senior Clerk	2	825	979	1,133
	7 Word Processing Center Sr. Operator	2	774	917	1,059
	7 Stock Room Clerk	1	774	917	1,059
	7 Sr. Multilith Operator	1	774	917	1,059
	6 Multilith Operator	1	724	857	990
	6 Word Processing Center Operator	5	724	857	990
	5 Clerk A	5	676	800	923
	5 Chief Switchboard Operator	1	676	800	923
	4 Stenographer	1	633	749	864
	4 Word Processing Center Trainee	1	633	749	864
	3 Print Shop Assistant	1	590	701	811
	2 Relief Switchboard Operator	2	555	656	757
	2 Messenger	1	555	656	757
	2 Clerk B	1	555	656	757
	1 Mail Clerk	1	498	602	706

Note: Additional positions listed on page 16 may be requested.

Salary Grade	Position Title	Auth'd No.	SALARY RANGES			
			Minimum	Midpoint	Maximum	
<u>REAL ESTATE DEPARTMENT</u>						
Schedule A1	8	Manager, Real Estate Services - Technical and Administrative	1	20,964 1,747	24,864 2,072	28,752 2,396
	7	Manager, Airport Real Estate	1	19,620 1,635	23,268 1,939	26,904 2,242
	7	Manager, Waterfront Real Estate	1	19,620 1,635	23,268 1,939	26,904 2,242
	5	Manager, General Services	1	17,064 1,422	20,256 1,688	23,448 1,954
					
A2	10	Airport Acquisition Specialist	1	18,480 1,540	21,924 1,827	25,356 2,113
	8	Rental Management Specialist	5	16,536 1,378	19,620 1,635	22,704 1,892
	6	Airport Relocation Supervisor	1	14,856 1,238	17,604 1,467	20,340 1,695
	2	Airport Acquisition Assistant	1	11,736 978	13,932 1,161	16,128 1,344
	2	Airport Relocation Representative	3	11,736 978	13,932 1,161	16,128 1,344

Schedule B	9	Real Estate Assistant	1	883	1,045	1,206
	9	Staff Assistant	1	883	1,045	1,206
	8	Custodial Supervisor	2	825	979	1,133
	7	Secretary	1	774	917	1,059
	7	Security Supervisor	1	774	917	1,059
	6	Security Guard	5	724	857	990
	6	Utilities Monitor	1	724	857	990
	6	Senior Stenographer	1	724	857	990
	5	Clerk A	2	676	800	923
	5	Custodian	7	676	800	923
	4	Stenographer	2	633	749	864
	2	Clerk B	1	555	656	757

Note: Additional positions listed on page 16 may be requested.

Salary Grade	Position Title	Auth'd No.	SALARY RANGES			
			Minimum	Midpoint	Maximum	
<u>SYSTEMS AND DATA PROCESSING DEPARTMENT</u>						
Schedule A1	11	Director, Systems and Data Processing	1	\$25,656 2,138	\$30,408 2,534	\$35,160 2,930
	7	Manager of Systems	1	19,620 1,635	23,268 1,939	26,904 2,242
	6	Manager of Data Processing	1	18,348 1,529	21,744 1,812	25,140 2,095
	2	Computer Operations Supervisor	1	13,968 1,164	16,584 1,382	19,188 1,599
.						
A2	10	Systems Supervisor	4	18,480 1,540	21,924 1,827	25,356 2,113
	9	Systems Analyst	6	17,520 1,460	20,784 1,732	24,036 2,003
	9	Software Systems Analyst	5	17,520 1,460	20,784 1,732	24,036 2,003
	8	Analyst/Programmer	9	16,536 1,378	19,620 1,635	22,704 1,892
	5	Programmer	8	13,980 1,165	16,584 1,382	19,176 1,598
	5	Systems and Procedures Analyst	2	13,980 1,165	16,584 1,382	19,176 1,598

Schedule B	11	Senior Computer Operator	4	1,009	1,199	1,388
	9	Systems Analyst Trainee	3	883	1,045	1,206
	9	Senior Control Supervisor	1	883	1,045	1,206
	9	Staff Assistant	1	883	1,045	1,206
	8	Programmer Trainee	1	825	979	1,133
	8	Keypunch Supervisor	1	825	979	1,133
	8	Senior Clerk	3	825	979	1,133
	8	Computer Operator	5	825	979	1,133
	6	Computer Operator Trainee	2	724	857	990
	6	Senior Keypunch Operator	2	724	857	990
	6	Senior Stenographer	1	724	857	990
	6	Senior Data Control Technician	3	724	857	990
	5	Keypunch Operator	6	676	800	923
	5	Data Control Technician	8	676	800	923
	5	Clerk A	2	676	800	923
	4	Stenographer	1	633	749	864
	2	Clerk B	1	555	656	757

Note: Additional positions listed on page 16 may be requested.

Salary Grade	Position Title	Auth'd No.	SALARY RANGES		
			Minimum	Midpoint	Maximum
<u>MULTI-DEPARTMENT</u>					
Schedule A2 3	Administrative Assistant	4	\$12,444 1,037	\$14,760 1,230	\$17,064 1,422

Schedule B	9 Staff Assistant	4	883	1,045	1,206
	8 Graduate Intern	4	825	979	1,133
	8 Senior Clerk	6	825	979	1,133
	7 Secretary	6	774	917	1,059
	7 Stock Room Clerk	2	774	917	1,059
	6 Senior Data Control Technician	4	724	857	990
	5 Data Control Technician	6	676	800	923
	2 Messenger	2	555	656	757
	6 Senior Stenographer)	8	724	857	990
	4 Stenographer)		633	749	864
	5 Clerk A)	16	676	800	923
	2 Clerk B)		555	656	757
*	Student Intern	6	Prevailing Rates Paid (as determined in Section I.C.4.)		

*Nongraded position - explained in Section I.C.3.

Note: When a department has used all authorized positions provided on a previous page, positions on this page may be requested from the Personnel Department, pending budgetary approval.