

Monthly Totals & Trends

162

Distinct Households

8,733

Comments

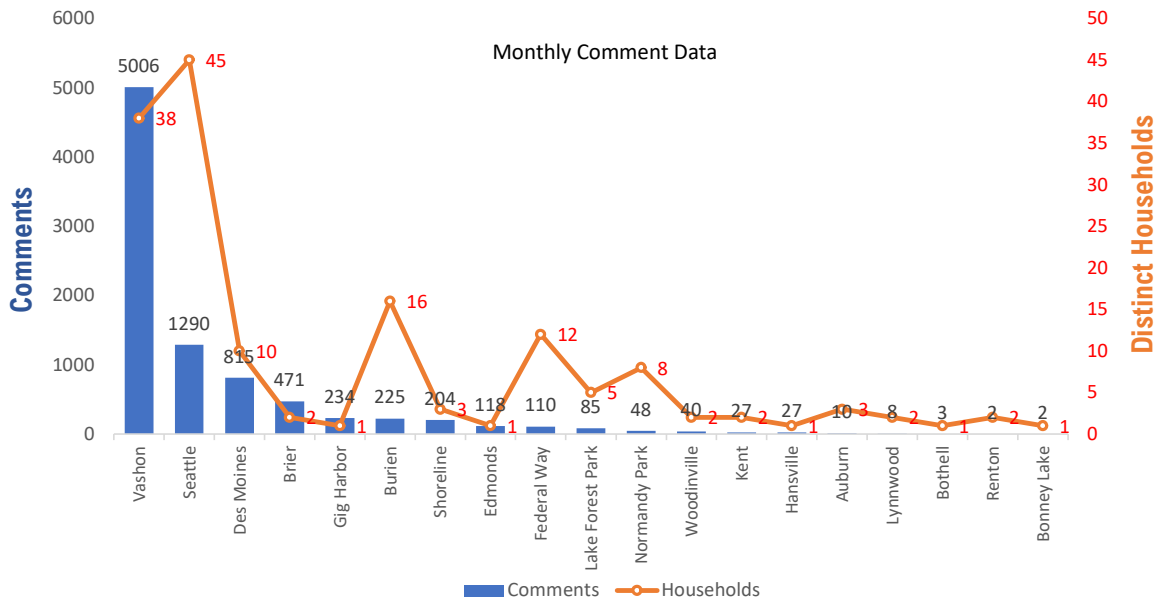
32,326

Comments YTD

319

Distinct Households YTD

Monthly Totals & Trends: By City



| CITY | COMMENTS | DISTINCT HOUSEHOLDS | AVG COMMENTS/ HOUSEHOLD |
|------------------|--------------|---------------------|-------------------------|
| Vashon | 5,006 | 38 | 131.7 |
| Seattle | 1,290 | 45 | 28.7 |
| Des Moines | 815 | 10 | 81.5 |
| Brier | 471 | 2 | 235.5 |
| Gig Harbor | 234 | 1 | 234.0 |
| Burien | 225 | 16 | 14.1 |
| Shoreline | 204 | 3 | 68.0 |
| Edmonds | 118 | 1 | 118.0 |
| Federal Way | 110 | 12 | 9.2 |
| Lake Forest Park | 85 | 5 | 17.0 |
| Normandy Park | 48 | 8 | 6.0 |
| Woodinville | 40 | 2 | 20.0 |
| Hansville | 27 | 1 | 27.0 |
| Kent | 27 | 2 | 13.5 |
| Auburn | 10 | 3 | 3.3 |
| Lynnwood | 8 | 2 | 4.0 |
| Bothell | 3 | 1 | 3.0 |
| Puyallup | 2 | 1 | 2.0 |
| Renton | 2 | 2 | 1.0 |
| Bonney Lake | 2 | 1 | 2.0 |
| OTHER | 6 | 6 | 1.0 |
| Totals | 8,733 | 162 | 53.9 |

Monthly Totals & Trends

162

Distinct Households

8,733

Comments

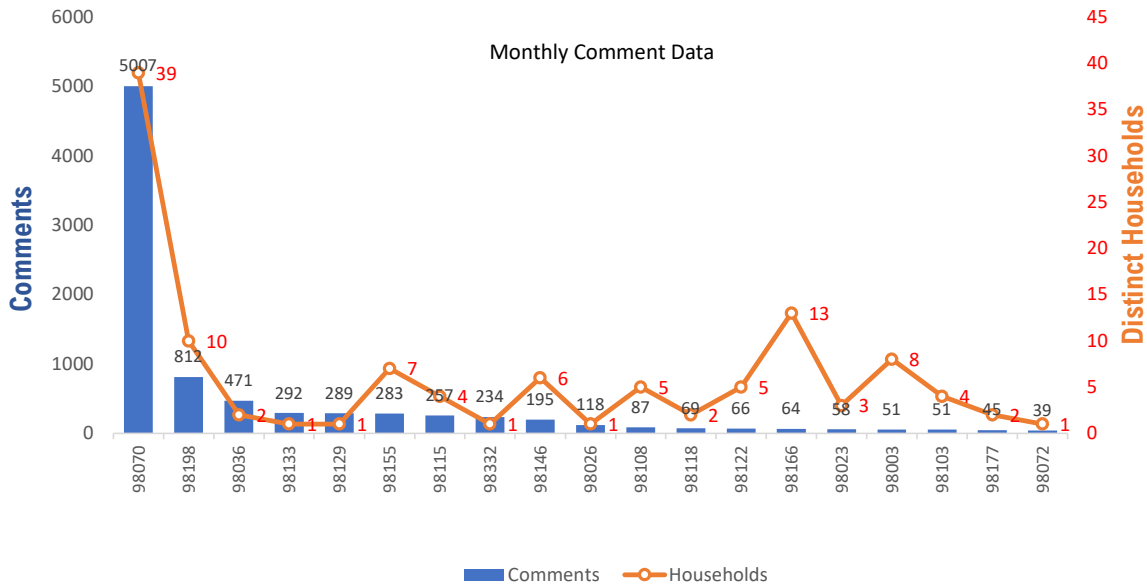
32,326

Comments YTD

319

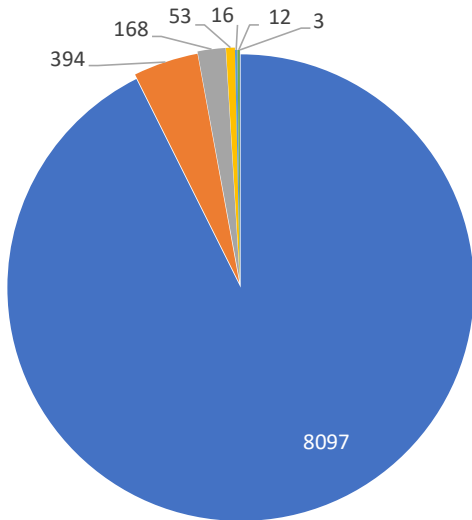
Distinct Households YTD

Monthly Totals & Trends: By Zip Code



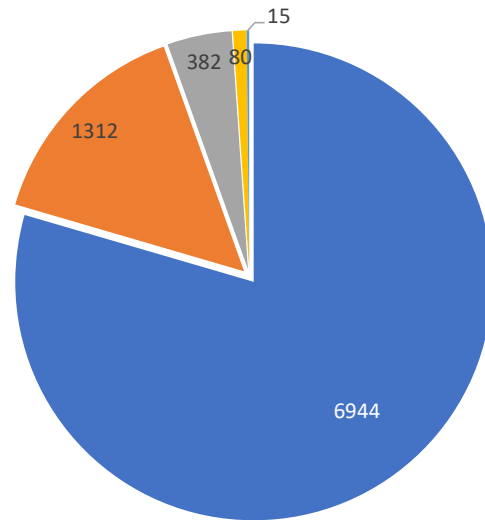
| ZIP CODE | COMMENTS | DISTINCT HOUSEHOLDS | AVG COMMENTS/ HOUSEHOLD |
|---------------|--------------|---------------------|-------------------------|
| 98070 | 5,007 | 39 | 128.4 |
| 98198 | 812 | 10 | 81.2 |
| 98003 | 51 | 8 | 6.4 |
| 98108 | 87 | 5 | 17.4 |
| 98146 | 195 | 6 | 32.5 |
| 98118 | 69 | 2 | 34.5 |
| 98155 | 283 | 7 | 40.4 |
| 98166 | 64 | 13 | 4.9 |
| 98115 | 257 | 4 | 64.3 |
| 98023 | 58 | 3 | 19.3 |
| 98125 | 32 | 2 | 16.0 |
| 98122 | 66 | 5 | 13.2 |
| 98177 | 45 | 2 | 22.5 |
| 98026 | 118 | 1 | 118.0 |
| 98036 | 471 | 2 | 235.5 |
| 98072 | 39 | 1 | 39.0 |
| 98129 | 289 | 1 | 289.0 |
| 98133 | 292 | 1 | 292.0 |
| 98332 | 234 | 1 | 234.0 |
| 98103 | 51 | 4 | 12.8 |
| OTHER | 213 | 45 | 4.7 |
| Totals | 8,733 | 162 | 53.9 |

Comment Breakdown: Types & Filing Method



- Noise Annoyance
- Increase in Flight / Noise
- Aircraft too low
- Unspecified
- Aircraft deviations
- Request Sound Insulation Info
- Other

| COMMENT TYPE | COMMENTS |
|-------------------------------|----------|
| Noise Annoyance | 8097 |
| Increase in Flight / Noise | 394 |
| Aircraft too low | 168 |
| Unspecified | 53 |
| Aircraft deviations | 16 |
| Request Sound Insulation Info | 12 |
| Other | 3 |



- Web App
- Mobile
- Webform
- Hotline
- PublicVue

| METHOD RECEIVED | COUNT |
|-----------------|-------|
| Web App | 6944 |
| Mobile | 1312 |
| Webform | 382 |
| Hotline | 80 |
| PublicVue | 15 |

162

Distinct Households

8,733

Comments

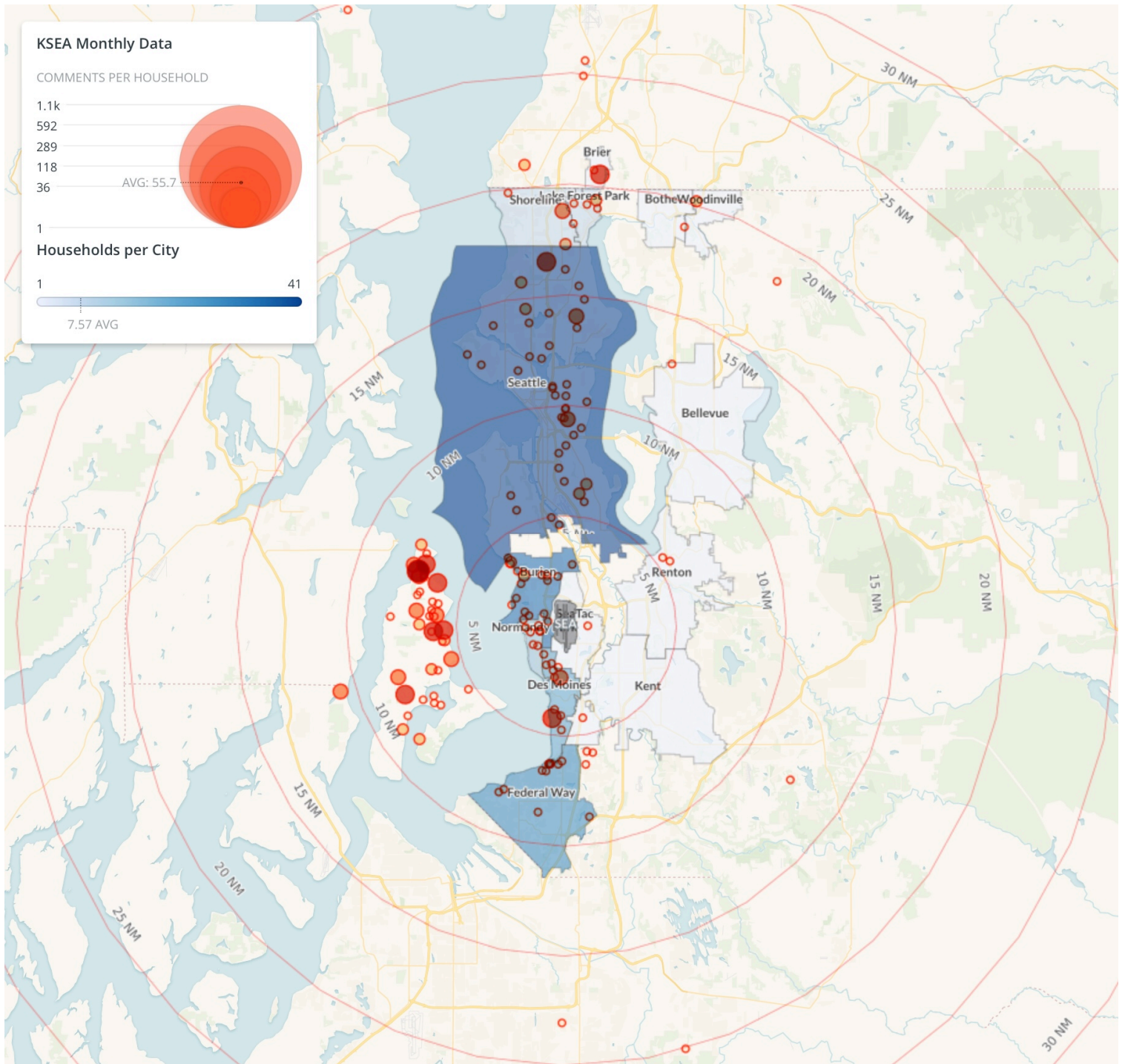
32,326

Comments YTD

319

Distinct Households YTD

Noise Comment Map: By City



162

Distinct Households

8,733

Comments

32,326

Comments YTD

319

Distinct Households YTD

Noise Comment Map: By Zip Code

NOTES: Noise comments from households submitted without valid address information are not depicted on the map.

