

STAY+CRUISE+PLAY

SEATTLE



Your Guide to Amazing Adventures
Before + After Your Alaska Cruise



Seattle to Alaska for 125+ Years



Seattle has been the gateway to Alaska since 1897 when adventurers and dreamers created the historic Alaska Gold Rush. With that same adventurous spirit, Seattle provides today's travelers with the excitement they seek before and after their Alaska cruise. Half of all cruises to Alaska start and end right here in the 'Emerald City' with 270 roundtrip departures in 2023 on the world's best cruise line brands.



270 Roundtrip Alaska Cruises from Seattle in 2023

7 to 11-day itineraries, April through October

Carnival Cruise Line

Carnival Luminosa 20 Sailings
Carnival Spirit 21 Sailings

Celebrity Cruises

Celebrity Solstice 18 Sailings

Holland America Line

Eurodam 24 Sailings
Westerdam 22 Sailings

Norwegian Cruise Line

Norwegian Bliss 28 Sailings
Norwegian Encore 25 Sailings
Norwegian Sun 18 Sailings

Oceania Cruises

Regatta 10 Sailings

Princess Cruises

Crown Princess 2 Sailings
Discovery Princess 21 Sailings
Royal Princess 21 Sailings

Royal Caribbean

Ovation of the Seas 20 Sailings
Quantum of the Seas 20 Sailings



Smith Cove Cruise Terminal PIER 91



PIER 91 serves as home port for **Carnival Cruise Line, Celebrity Cruises, Holland America Line, Princess Cruises,** and **Royal Caribbean.**

Located at the north end of Seattle's waterfront on historic Smith Cove, it's just 10 minutes from the city's retail core.

Cruise guests enjoy easy access to bus parking, taxis, airport shuttles, a private vehicle drop off area, and a dedicated app-based rideshare lot.

+40 Minutes from SEA Airport

FREE Post-cruise Luggage Transfer

The Port of Seattle provides a complimentary, convenient, and secure Port Valet luggage service.

- Sign up on-line or on board
- Receive airline boarding pass
- Bags are transferred to departure airline
- Visit Seattle without heavy luggage
- It's Free!



Courtesy of the Port of Seattle

Bell Street Cruise Terminal PIER 66



PIER 66 at the heart of Seattle's downtown waterfront, is home to **Norwegian Cruise Line** and **Oceania Cruises.**

The famous Pike Place Market, Seattle Aquarium, Great Wheel, and numerous shops and restaurants are within walking distance.

Ground transportation at the terminal entrance provides cruise guests with easy access to bus parking, taxis, airport shuttle service, and private vehicle drop off with a dedicated app-based rideshare zone.

+35 Minutes from SEA Airport



EASY Access by Air

With over 91 domestic nonstop flights, SEA Airport is conveniently located just 15 miles from the cruise terminals accessible by Sound Transit Link light rail, taxis, rideshare services, and airport shuttles. SEA was named the 2022 Best Airport in North America by Skytrax World Airport Awards.



Rain? What rain?

Seattle's climate is classified as temperate marine with long, pleasant summer days. Cruise season temperatures average 70°F (21°C). Surprisingly, Seattle is ranked 44th in the list of rainfall amounts in the USA, less than Miami and New York City.



EASY TRANSPORTATION OPTIONS

SEA Airport is conveniently located 15 miles from Seattle. The downtown core or waterfront can be reached by light rail, taxi, rideshare services and airport shuttle. See page 14 for transportation details

Where Alaska Cruise Guests Stay + Play in Seattle


The Seattle Metropolitan area, beyond its famous Space Needle and Pike Place Market, offers many rich and varied experiences to cruise visitors. Over 70% of cruise guests stay multiple nights pre + post cruise to see for themselves why the Pacific Northwest is one of the country's most sought-after places to live, work and visit.

Discover Pre + Post Cruise Experiences for Every Interest

Seattle

Historic Waterfront + Downtown

A bustling blend of hip sophistication, coffee culture, and flourishing arts scene, Seattle delivers its adventurous past and innovative outlook through a compact array of sights to keep any cruise vacation in high gear.



Southside

Airport + Activities Homebase


With Seattle Southside's location near the airport, many cruise visitors love the combination of convenience, value, and Southside activities including the Museum of Flight and tours to Mt. Rainier's millennial old growth forests.



Eastside

Nature, Wineries + Upscale Fun

A world of upscale restaurants, shopping and accommodations, the city of Bellevue is also the launching point for forested activities in the Cascade Mountains and Woodinville Wine Country — home to the largest concentration of wine tasting rooms in the U.S.



Historic Waterfront + Downtown



Find Out More:
For more information on
Downtown Seattle activities
and accommodations:
visitseattle.org



Pike Place Market
Food, Gifts + Goods

The Nation's longest continuously operating farmer's market draws 10 million annual visitors with fresh produce, shops, restaurants, and the famous salmon-throwing fishmongers.



Space Needle + Chihuly Garden and Glass


An iconic symbol of innovation with two viewing levels and the world's first revolving glass floor, the Space Needle offers stunning 360-degree views. Nestled below are spectacular galleries of Chihuly artwork.

Glasshouse Sculpture (detail), 2012
Chihuly Garden and Glass
©Chihuly Studio




MoPOP + Monorail
Museum of Pop Culture

Music, science fiction, and pop culture all come together at the Museum of Pop Culture where colorful exhibits cover everything from video games and horror films to Hendrix and Nirvana.



Pioneer Square
Historic Neighborhood

Seattle's original neighborhood features the perfect balance of old coexisting with new. Imagine the history you will discover waltzing through its storied streets. Come experience the beauty of the Square brimming vibrant shops, lively arts, and top-rated eateries.



Seattle Great Wheel
Arcade + Carousel

A fixture of the city's 1-mile waterfront promenade and perched on the end of Pier 57, air-conditioned gondolas provide spectacular views of the city, water, and mountains on the horizon.



Seattle Aquarium
Our Marine Environment

Seattle Aquarium takes head-on the responsibility to protect and restore our marine environment — and it all starts with interactive educational inspiring marine displays.

Seattle Southside



Miles of Beaches + Coastline

Des Moines Beach Park is one several easily accessible beaches in the area showcasing the rugged Pacific Northwest coastline.



Indoor Skydiving

Jump into the Thrill

Experience the sensation of flying in state-of-the-art vertical wind tunnels. iFLY is a family-friendly activity safe for all ages, experience levels, and abilities.



Seattle Chocolate Tour

Taste + Sensation Delights

Explore a chocolate factory and enjoy all the delicious chocolate samples. This immersive experience educates and inspires visitors to delight in the chocolate-making process.



Museum of Flight

Travel through Time + Space

Discover the largest independent, non-profit air and space museum in the world with 175 aircraft and spacecraft, artifacts, and rare photographs.



Westfield Southcenter

Shopping + Dining + More

The largest Northwest shopping destination has more than 200 retailers and many great choices for dining. There is something for everyone including spa and entertainment options.



Light Rail to Seattle Sights

Cruise visitors with a late flight arrival or early departure time love Seattle Southside just minutes away from the airport. From your Southside home base, it's easy to access Seattle's top sights by light rail, rideshare, or an organized small group tour. See transportation page 14.

Find Out More:

For more information on Seattle Southside activities and accommodations: seattlesouthside.com



Bellevue + the Eastside



Wine Tasting

Home to the largest concentration of wine tasting rooms in the United States, the nearby community of Woodinville is yours to discover with group or private tours originating in Bellevue.




The Shops at Bravern Luxury Inspiration + Style

The Bravern has paired the best customer service with the ultimate luxury brands in the world, featuring endless inspiration and style for visitors and global fashion enthusiasts.



The Bellevue Collection Shop, Eat + Stay

Discover over 200 shops, 50 restaurants and 3 luxury hotels—all in one place. With concierge services, valet parking, and a host of visitor amenities, this is your upscale place to play.




Bellevue Arts Museum Explore Art, Craft + Design

Bellevue Arts Museum provides a public forum for the community to contemplate, appreciate, and discuss visual culture. The Museum works with audiences, artists, makers, and designers to understand our shared experience of the world.



REI Boathouse Rentals + Guided Tours

REI's Boathouse in Enatai Beach Park is the perfect place to experience nature in an urban area close to Seattle with easy paddling access to the water trails around the Mercer Slough and Lake Washington.



Spa + Wellness Just Breathe...

A soak. A scrub. A massage. Thick plush robes and bone-deep warmth. Bellevue's many spas surround visitors with pampered luxury, unusual treatments, and sublime environments.

Find Out More:

For more information on Bellevue activities and accommodations: visitbellevuewa.com



Activities + Attractions

Top Sights for All Interests

- Chihuly Garden and Glass chihulygardenandglass.com
- Pacific Science Center pacificsciencecenter.org
- Pike Place Market pikeplacemarket.org
- Seattle Chocolate seattlechocolate.com
- Seattle Great Wheel seattlegreatwheel.com
- Seattle Aquarium seattleaquarium.org
- Skyview Observatory skyviewobservatory.com
- Smith Tower Observation Deck smithtower.com
- Snoqualmie Falls snoqualmiefalls.com
- Space Needle spaceneedle.com
- Wineries and tasting rooms woodinvillewinecountry.com
- Wings Over Washington wingsoverwa.com
- Woodland Park Zoo zoo.org

Outdoors & Active

- Bainbridge Island bainbridgeisland.com
- Ballard Locks Walk ballardlocks.org
- Bellevue Botanical Garden bellevuebotanical.org
- Botanical Garden Walk highlinegarden.org
- Family Fun Center bullwinkles.com/Tukwila
- REI Boathouse at Enatai Beach destinations.rei.com/seattle
- Indoor Skydiving iflyworld.com/seattle
- Paragliding seattleparagliding.com
- Seattle Floatplane Tour kenmoreair.com
- Seattle Waterfront Walk
- Waterfront Cruises argosycruises.com
- Zipline Tours bellevueziptour.com

Discoveries for the Curious

- Bill and Melinda Gates Foundation Discovery Center discovergates.org
- Bellevue Arts Museum bellevuearts.org
- Boeing Future of Flight boeing.com/company/tours
- Burke Museum burkemuseum.org
- Center for Wooden Boats cwb.org
- KidsQuest Museum kidsquestmuseum.org
- Klondike Gold Rush National Historic Park nps.gov/klse
- Museum of Flight museumofflight.org
- Museum of History and Industry (MOHAI) mohai.org
- Museum of Pop Culture (MoPOP) mopop.org
- National Nordic Museum nordicmuseum.org
- Northwest African American Museum naamnw.org
- Seattle Art Museum seattleartmuseum.org
- Seattle Asian Art Museum seattleartmuseum.org/visit/seattle-asian-art-museum
- Seattle Children's Museum seattlechildrensmuseum.org
- Wing Luke Museum wingluke.org

Shopping Districts

- Ballard visitballard.com
- The Bellevue Collection bellevuecollection.com
- The Bravern thebravern.com
- Capitol Hill visitseattle.org/neighborhoods/capitol-hill
- Pike Place Market pikeplacemarket.org
- Pacific Place pacificplace.com
- Westfield Southcenter westfield.com/southcenter

Relax + Rejuvenate

- City Sweats Spa citysweats.com
- Elaia Spa hyatt.com/en-US/spas/Elaia-Spa/home
- Le SPA de l'hotel LOTTE lespalotte.com
- Spa Noir spanoir.net
- The Spa at Cedarbrook Lodge cedarbrooklodge.com
- TRUCE Spa trucespa.com
- Yuan Spa yuanspa.com

Scan for more information:



VISIT **seattle**

BELLEVUE WASHINGTON

Explore Seattle Southside



Get Where You Want to Go

From shuttle bus and rideshare, to motor coach and light rail, Seattle offers convenient and affordable transportation options.

Cruise Terminal Locations:

Smith Cove Cruise Terminal at Pier 91
2001 W Garfield Way, Seattle, WA 98119

Bell Street Cruise Terminal at Pier 66
2225 Alaskan Way, Seattle, WA 98121

..... Sound Transit Link Light Rail


Transit Times + Distances

To + From SEA Airport	Miles	Time
Seattle Downtown	13	35 min.
Seattle Southside	0.5	10 min.
Bellevue + Eastside	17	40 min.
Bell Street Cruise Terminal	13	35 min.
Smith Cove Cruise Terminal	15	40 min.



Transportation Options

Rideshare + Taxis



At SEA airport, the app-based rideshare pickup area is located on the third floor of the SEA Airport parking garage in parking rows G thru J (stalls 1-34) in the orange and purple sections of the garage. Taxis are stationed on the third floor of the SEA airport parking garage on the north and south curb.

Motor Coach Transfer



Major cruise lines offer motor coach transfer service from SEA airport direct to the two cruise terminals. The Cruise and Charter Bus lot is located on the 1st floor of the parking garage and reached by a 10-minute walk on a signed pathway.

Hotel Courtesy Shuttle Services



Seattle Southside hotels near the airport offer courtesy shuttles and arrangements can be made through each Hotel. Courtesy Shuttles will pick up and drop off on the courtesy island shuttle lane located on the 3rd floor of the parking structure on Islands 1 + 3.

Light Rail



Train service from and to the airport is available to downtown Seattle only. There is no direct mass transit option from SEA Airport to either of the cruise terminals. The Link light rail station can be reached by a 10-minute walk by crossing Skybridge 6 from baggage claim or by catching courtesy shuttle.

Airport Shuttle



Airport shuttle services provide Seattle cruise ship and downtown transfers. They also provide door to door shuttle service to hotel locations in Seattle and Bellevue. You can view options at portseattle.org/sea-tac/ground-transportation



Port Valet
details +
sign-up



Enjoy Seattle *Luggage Free*

The Port of Seattle lets Cruise guests enjoy Seattle after their cruise without their bags in tow through the complimentary Port Valet Luggage service. Cruise guests can sign up online or once on board to receive their airline boarding pass before even leaving the ship. Checked luggage is transferred directly to the airline and through to its final destination. Best of all, it's Free!

Here, We Mean Green

For over 20 years, Port of Seattle has prioritized protecting the environment while becoming the largest and fastest growing cruise market on the West Coast.

Our long history of environmental leadership includes working with our cruise partners to make Seattle the cleanest, greenest, most energy efficient port in North America. Beyond compliance, the Port of Seattle works closely with the industry to minimize the climate change, air quality and water quality impacts from cruise ship operations through use of cleaner fuels, access to shore power, and a strong collaborative relationship focused on environmental leadership.



Port of Seattle Environmental Firsts

- + The only home port in North America with a voluntary clean water agreement between the Port, the cruise lines, and our regulators.
- + The first cruise home port in the world to offer two shore power connections for cruise ships (with a third connection on the way).
- + First Mover Partner announcing a collaborative effort between ports and cruise lines toward a zero-greenhouse gas emission 'Green Corridor'. (From Seattle to Alaska)



Shore power connections reduce emissions while at berth.

Blue Carbon Pilot Project: Port of Seattle oyster, kelp and eelgrass seeding to capture carbon, reduce ocean acidification, and improve water quality.

Port 
of Seattle®
portseattle.org

In Partnership with:

VISIT
seattle



BELLEVUE
WASHINGTON

 Explore
Seattle
Southside

