



Seattle-Tacoma
International
Airport

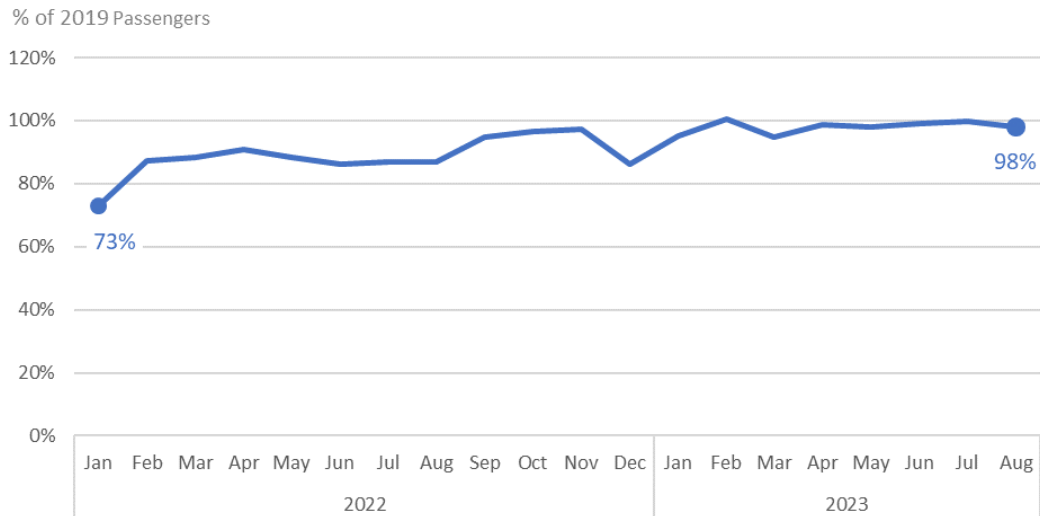
Activity Update & Outlook

Highline Forum

September 27, 2023



Steady climb: SEA passenger and capacity recovery



Passenger traffic at **98%**

and

Scheduled capacity (seats) at **100%**

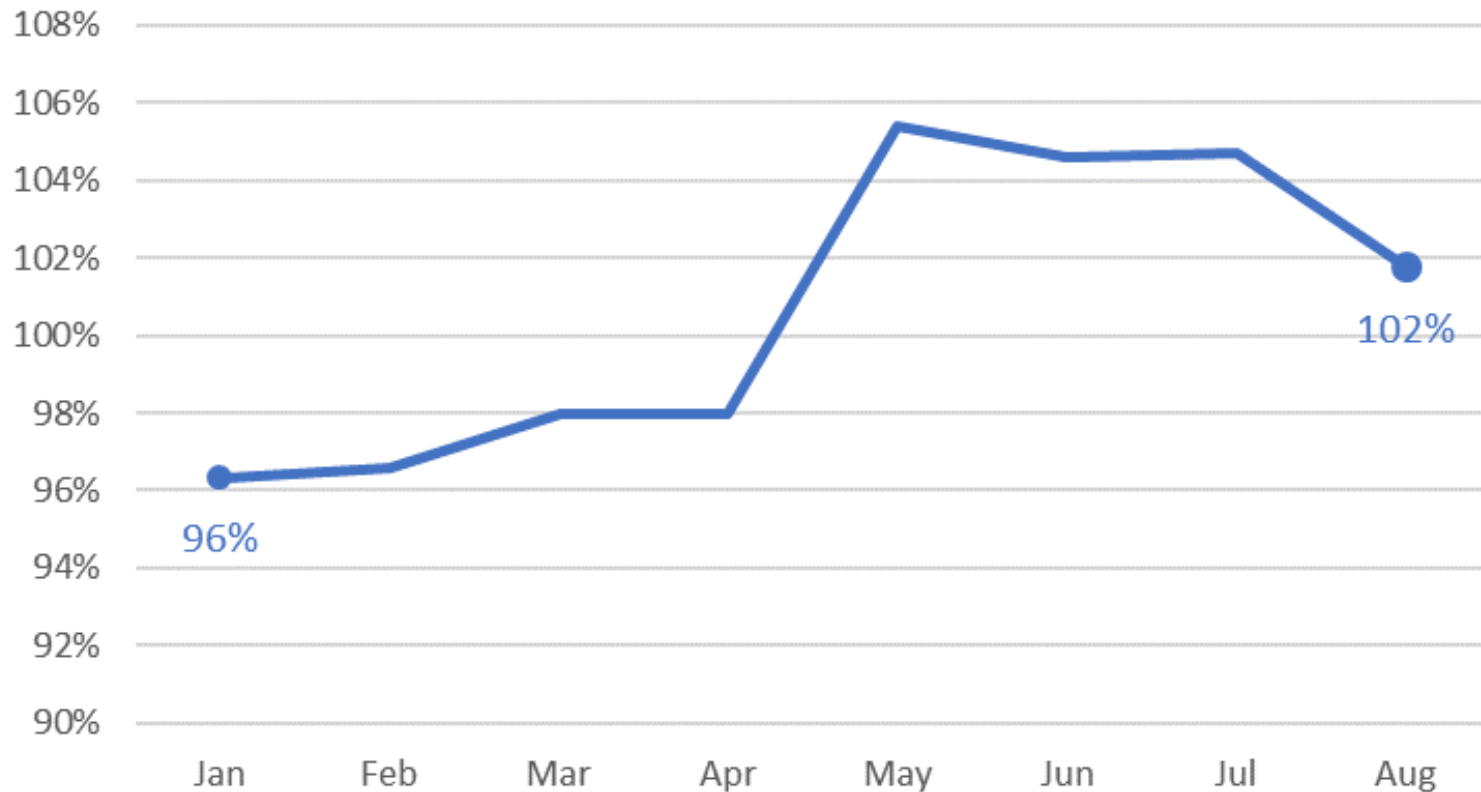
of 2019 levels as of Aug 2023.



Changes and Growth in Int'l Traffic

International passenger traffic year to date is 101% of 2019 levels

2023 Int'l Passengers as a % of 2019 Levels

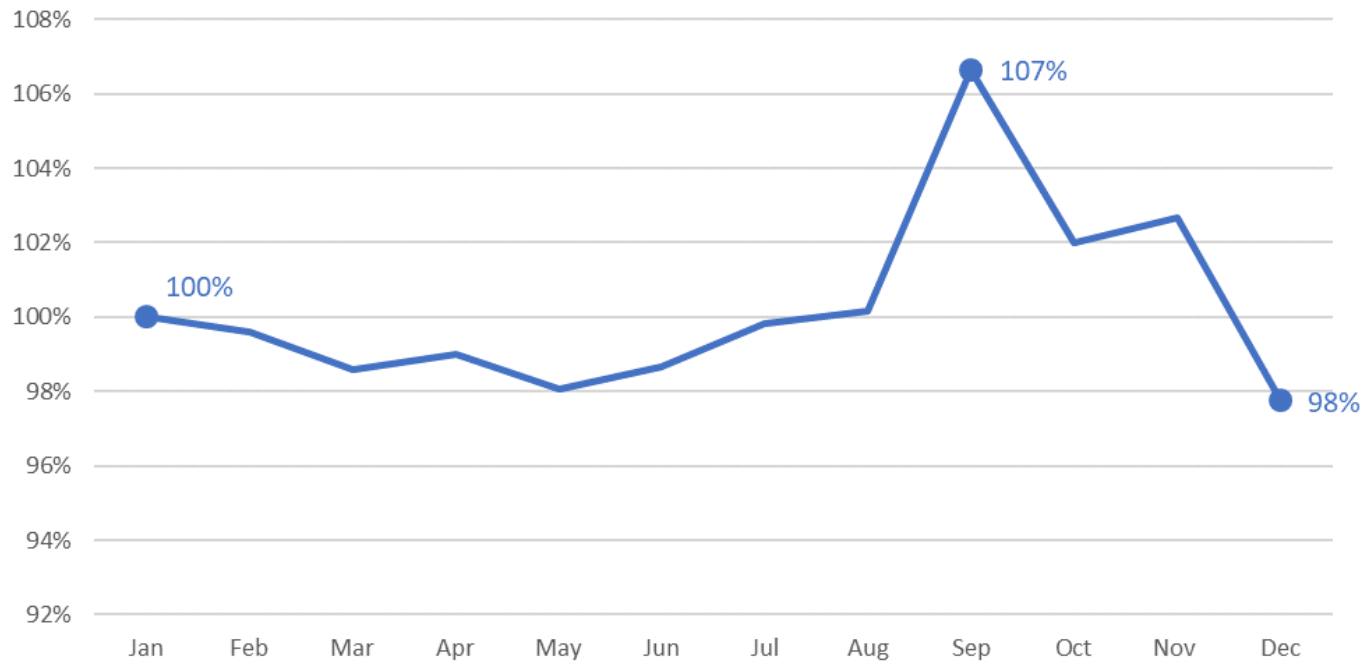


Market	% of 2019 Passengers
Asia	87%
Canada	71%
Europe	119%
Mexico/Central America	191%

October flight schedule at 102% of 2019 capacity

Airlines have restored most capacity to accommodate rebounding demand.

2023 Seats as % of 2019 capacity



Source: Official Airline Guide (OAG)

October 2023 scheduled capacity by airline

Airline	% of 2019 schedule
Alaska	107%
American	97%
Delta	103%
Southwest	80%
United	90%

Revised 2023/2024 passenger activity outlook (July 2023)

Activity scenarios were prepared representing a range of potential outcomes, with the baseline scenario currently considered the most likely outcome.

Year	Passengers (M)	% change in passengers	
		vs. 2019	vs. 2023
2023	51.2	-1.3%	--
2024	53.0	+2.1%	+3.4%

Prepared by Business Intelligence (7/15/23)

Recovery to 2019 activity level by 2024.